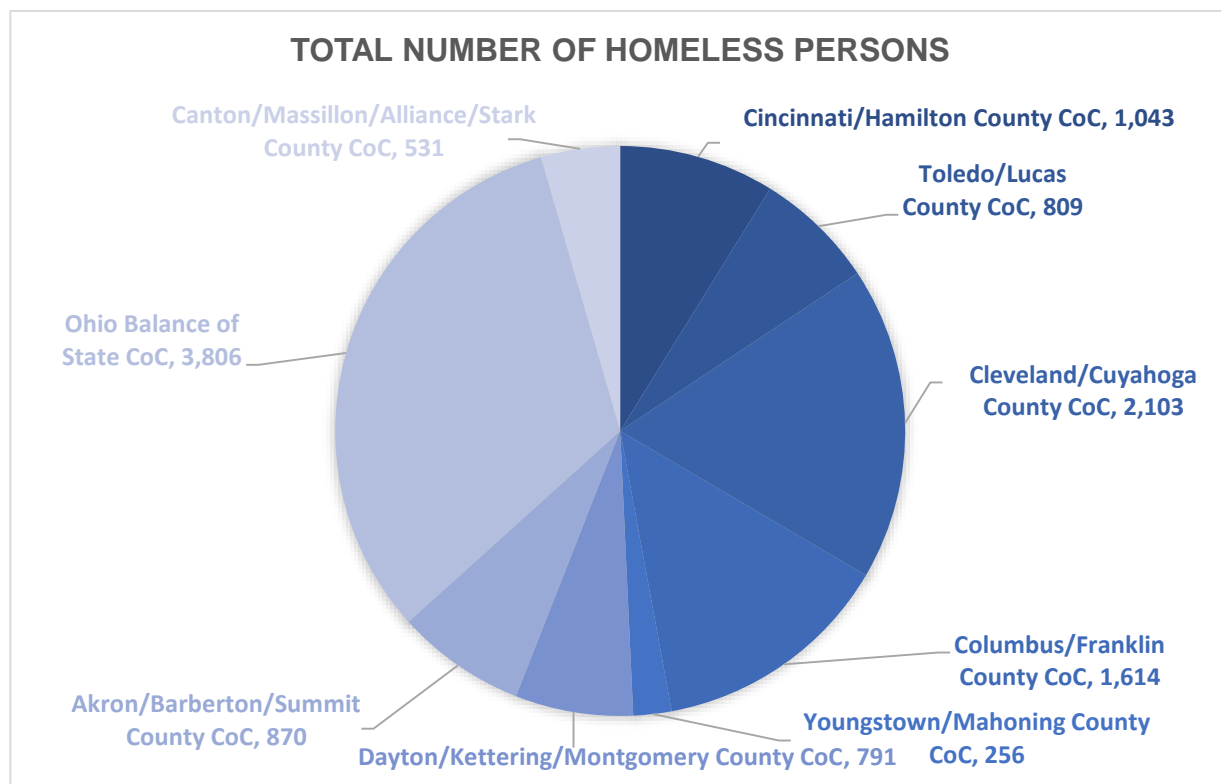


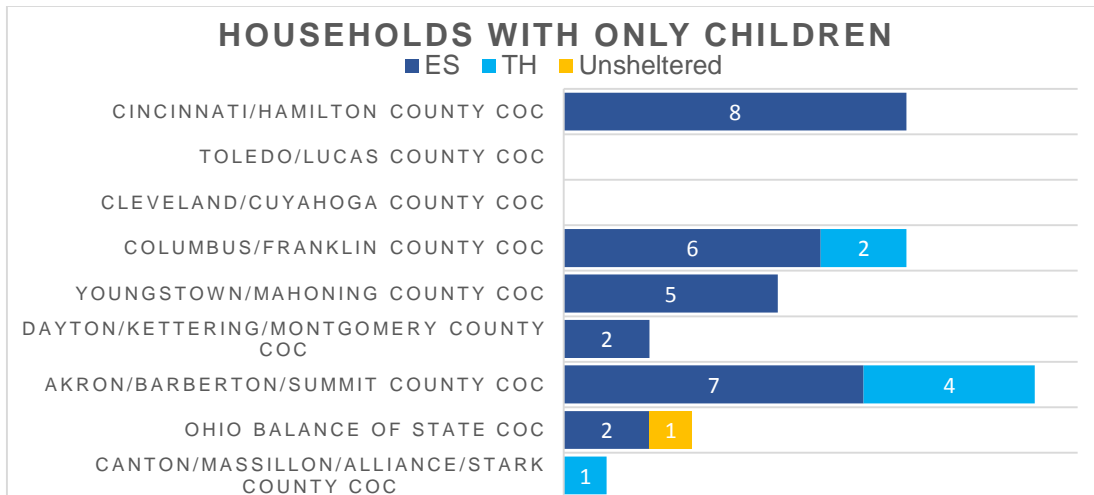
OHIO

In Ohio, there were 11,823 homeless persons on a given night in January 2014. As the figure shows, 3,806 of them were in the Ohio Balance of State CoC, 2,103 were in the Cleveland/Cuyahoga County CoC, 1,614 were in the Columbus/Franklin County CoC, 1,043 were in the Cincinnati/Hamilton County CoC, 870 were in the Akron/Barberton/Summit County CoC, 809 were in the Toledo/Lucas County CoC, 791 were in the Dayton/Kettering/Montgomery County CoC, 531 were in the Canton/Massillon/Alliance/Stark County CoC, and 256 were in the Youngstown/Mahoning County CoC. There were 38 children alone, 4,119 persons in households with children, 812 young adults ages 18 to 24 alone, and 6,854 adults ages 24 and older alone. Nine percent of the homeless persons in Ohio were without shelter.



Children Alone

Of the 38 children alone, 28 percent were in the Akron/Barberton/Summit County CoC, 21 percent were in the Cincinnati/Hamilton County CoC, 21 percent were in the Columbus/Franklin County CoC, 13 percent were in the Youngstown/Mahoning County CoC, 7 percent were in the Ohio Balance of State CoC, 5 percent were in the Dayton/Kettering/Montgomery County CoC, and 2 percent were in the Canton/Massillon/Alliance/Stark County CoC.

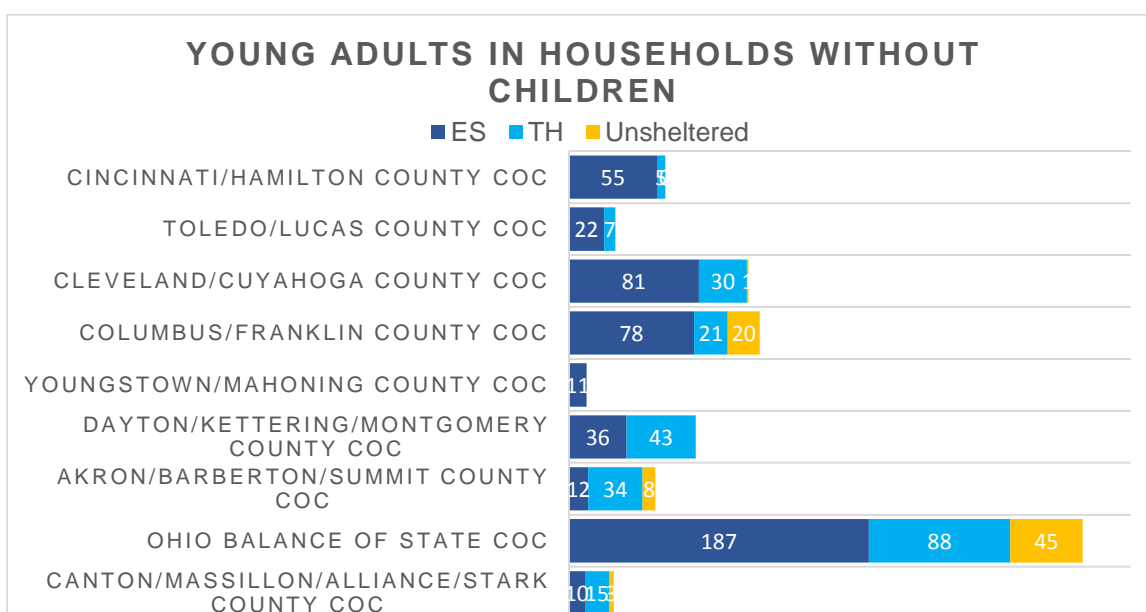


One child living alone in Ohio was without shelter. The Housing Inventory Count reports 57 to 66 youth beds available for children alone. Therefore, there were enough beds for children living alone.

Continuum of Care	Children Alone Without Shelter	Emergency Shelter Youth Beds Available for Children Alone	Transitional Housing Youth Beds Available for Children Alone	Permanent Supportive Housing Beds Available for Children Alone	Additional Beds Needed for Children Alone
Cincinnati/Hamilton County CoC	0	10	0	0	0
Toledo/Lucas County CoC	0	0	0	0	0
Cleveland/Cuyahoga County CoC	0	0	0	0	0
Columbus/Franklin County CoC	0	10	0	0	0
Youngstown/Mahoning County CoC	0	5	0	0	0
Dayton/Kettering/Montgomery County CoC	0	0 – 2	0 – 5	0	0
Akron/Barberton/Summit County CoC	0	14	1	0	0
Ohio Balance of State CoC	1	17	0	0	0
Canton/Massillon/Alliance/Stark County CoC	0	0	0 – 2	0	0
Ohio Total	1	56 – 58	1 – 8	0	0

Young Adults Alone

Of the 812 young adults living alone in Ohio, 492 were in emergency shelters, 243 were in transitional housing, and 77 were without shelter. Thirty-nine percent of the young adults were living in the Ohio Balance of State CoC, 14 percent were living in the Columbus/Franklin County CoC, 13 percent were living in the Cleveland/Cuyahoga County CoC, 9 percent were living in the Dayton/Kettering/Montgomery County CoC, 7 percent were living in the Cincinnati/Hamilton County CoC, 6 percent were living in the Akron/Barberton/Summit County CoC, 3 percent were living in the Toledo/Lucas County CoC and the Canton/Massillon/Alliance/Stark County CoC, and 1 percent were living in the Youngstown/Mahoning County CoC.



Nine percent of the young adults were without shelter. Fifty-eight percent of the young adults without shelter were in the Ohio Balance of State CoC, 25 percent were in the Columbus/Franklin County CoC, 10 percent were in the Akron/Barberton/Summit County CoC, 3 percent were in the Canton/Massillon/Alliance/Stark County CoC, and 1 percent was in the Cleveland/Cuyahoga County CoC.

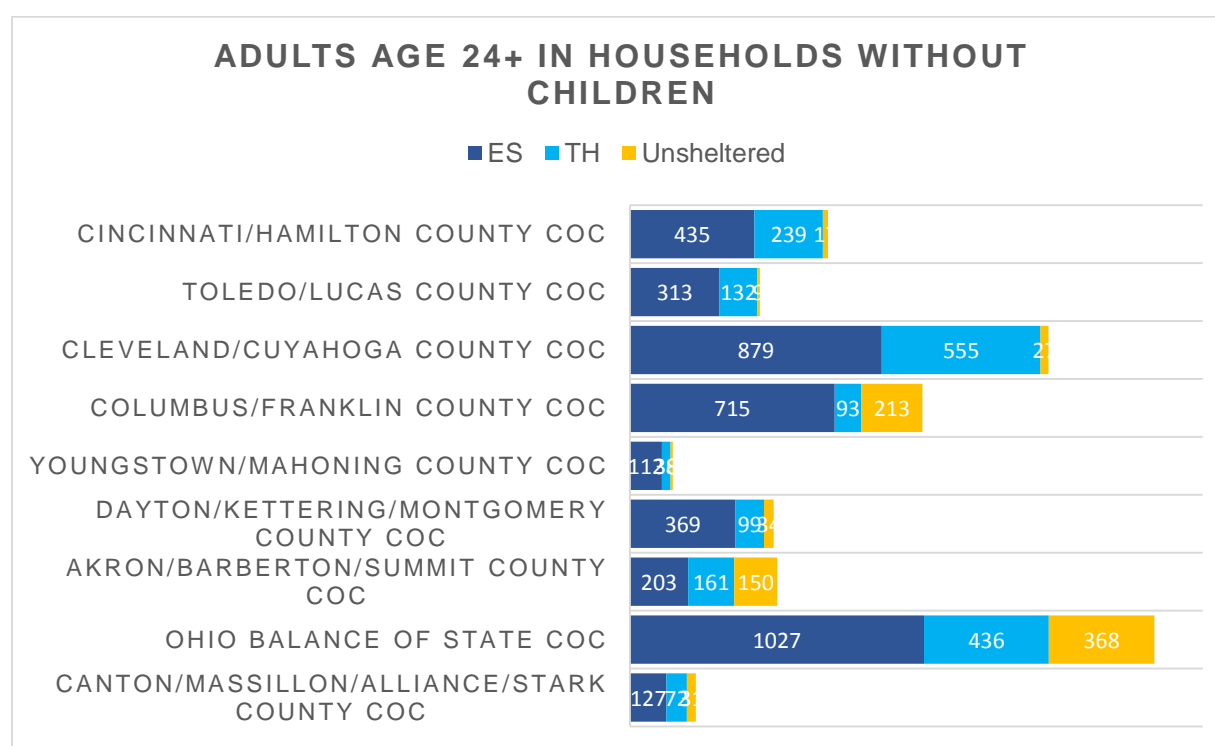
Although 77 young adults were without shelter in Ohio, the Housing Inventory Count reports only 16 to 24 youth beds were available for young adults alone. When evaluating the number of beds needed in each CoC, a total of 68 to 71 additional beds are needed for young adults alone without shelter in Ohio.

HOMELESS CHILDREN, ADULTS, AND FAMILIES & NEEDED SHELTER BEDS – 2014

Continuum of Care	Young Adults Alone Without Shelter	Emergency Shelter Beds Available for Young Adults Alone	Transitional Housing Beds Available for Young Adults Alone	Permanent Supportive Housing Beds Available for Young Adults Alone	Additional Beds Needed for Young Adults Alone
Cincinnati/Hamilton County CoC	0	0	0	0	0
Toledo/Lucas County CoC	0	0	0	9	0
Cleveland/Cuyahoga County CoC	1	0	2	0	0
Columbus/Franklin County CoC	20	0	0	0	20
Youngstown/Mahoning County CoC	0	0	0	0	0
Dayton/Kettering/Montgomery County CoC	0	0	0 – 5	0	0
Akron/Barberton/Summit County CoC	8	0	5	0	3
Ohio Balance of State CoC	45	0	0	0	45
Canton/Massillon/Alliance/Stark County CoC	3	0	0 – 3	0	0 – 3
Ohio Total	77	0	7 – 15	9	68 – 71

Adults Alone

Of the 6,854 adults age 24 and older living in households without children in Ohio, 4,180 were in emergency shelters, 1,817 were in transitional housing, and 857 were without shelter. Twenty-six percent of the adults age 24 and older were located in the Ohio Balance of State CoC, 21 percent were in the Cleveland/Cuyahoga County CoC, 14 percent were in the Columbus/Franklin County CoC, 10 percent were in the Cincinnati/Hamilton County CoC, 7 percent were in the Dayton/Kettering/Montgomery County CoC and the Akron/Barberton/Summit County CoC, 6 percent were in the Toledo/Lucas County CoC, 3 percent were in the Canton/Massillon/Alliance/Stark County CoC, and 2 percent were in the Youngstown/Mahoning County CoC.



Twelve percent of the adult individuals were without shelter. Forty-two percent of the adult individuals without shelter were in the Ohio Balance of State CoC, 24 percent were in the Columbus/Franklin County CoC, 17 percent were in the Akron/Barberton/Summit County CoC, 3 percent were in the Cleveland/Cuyahoga County CoC, Dayton/Kettering/Montgomery County CoC, and the Canton/Massillon/Alliance/Stark County CoC, and 1 percent were in the Cincinnati/Hamilton County CoC, Toledo/Lucas County CoC, and Youngstown/Mahoning County CoC.

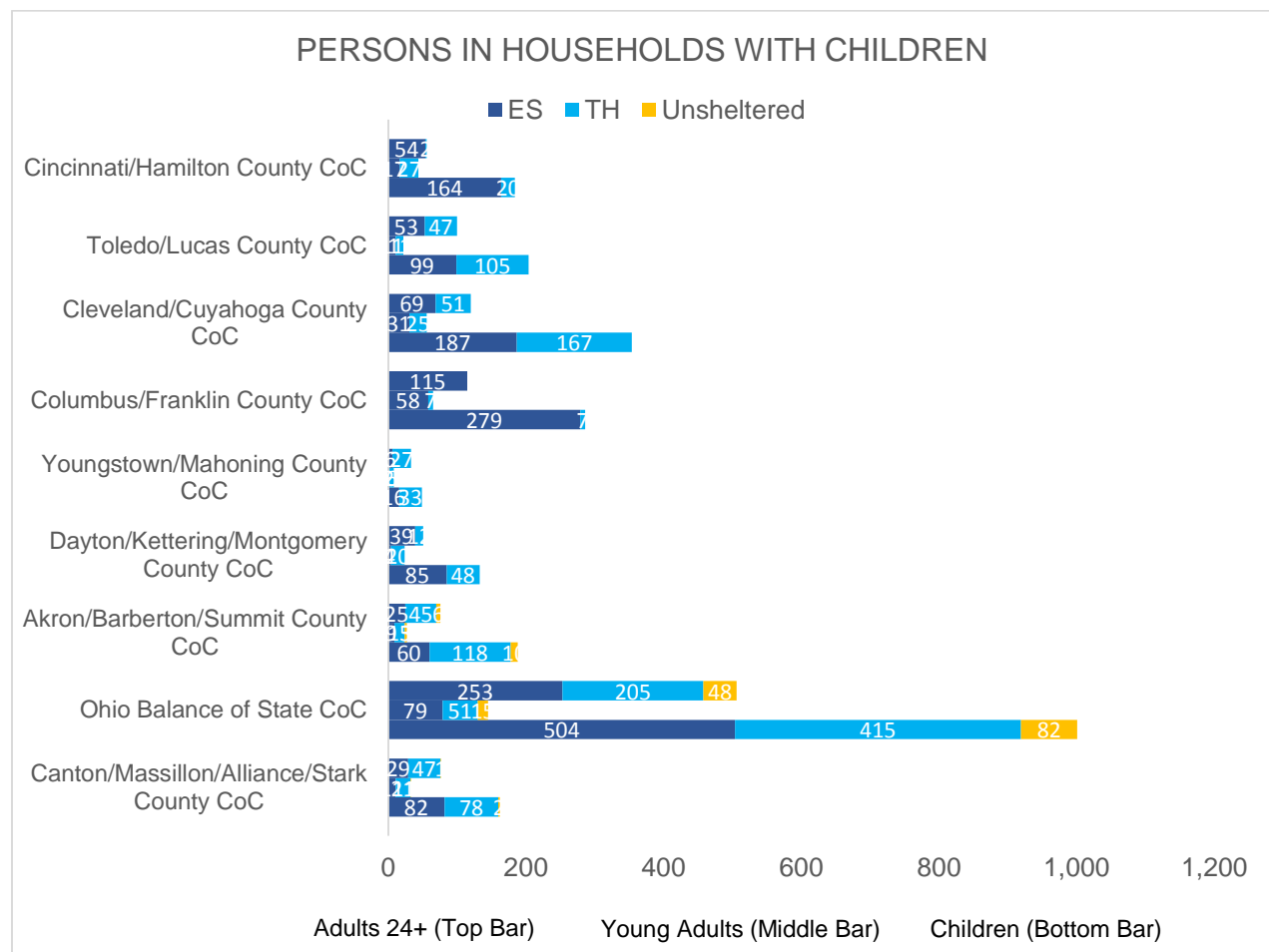
Although 857 adult individuals were without shelter in Ohio, the Housing Inventory Count reports only 973 to 1,684 beds were available for adult individuals age 24 and older. When evaluating the number of beds needed in each CoC, a total

of 73 to 197 additional beds are needed for adult individuals without shelter. Between 0 and 36 additional beds are needed in the Columbus/Franklin County CoC, 67 and 83 additional beds are needed in the Akron/Barberton/Summit County CoC, 0 and 53 additional beds are needed in the Ohio Balance of State CoC, and between 6 and 25 additional beds are needed in the Canton/Massillon/Alliance/Stark County CoC.

Continuum of Care	Adult Individuals Without Shelter	Emergency Shelter Beds Available for Households Without Children	Transitional Housing Beds Available for Households Without Children	Permanent Supportive Housing Beds Available for Households Without Children	Additional Beds Needed for Adults 24+ Alone
Cincinnati/Hamilton County CoC	17	11 – 17 (0 – 6 DV)	41 (22 V)	36 – 39	0
Toledo/Lucas County CoC	9	80 – 83	33 – 43 (0 – 2 DV & 0 – 20 V)	61 – 148 (2 – 9 V)	0 ¹
Cleveland/Cuyahoga County CoC	27	0 – 4 (0 – 3 DV & 0 – 1 V)	0	50 – 60 (42 – 60 V)	0
Columbus/Franklin County CoC	213	8 (1 V)	1	168 – 241 (26 – 46 V)	0 – 36
Youngstown/Mahoning County CoC	8	0 – 4	1 (1 V)	15	0
Dayton/Kettering/Montgomery County CoC	34	23 – 25	10 – 21 (1 – 4 DV & 3 V)	46 (0 – 1 V)	0
Akron/Barberton/Summit County CoC	150	1 – 5 (0 – 4 DV)	6 (5 V)	60 – 72 (6 – 9 V)	67 – 83
Ohio Balance of State CoC	368	72 – 335 (16 – 111 DV & 0 – 1 V)	161 – 272 (2 – 21 DV & 56 – 58 V)	82 – 171 (0 – 3 DV & 0 – 13 V)	0 – 53
Canton/Massillon/Alliance/Stark County CoC	31	1 – 20 (0 – 18 DV)	0	5	6 – 25
Ohio Total	857	196 – 501 (16 – 142 DV & 1 – 3 V)	253 – 385 (3 – 27 DV & 87 – 109 V)	523 – 797 (0 – 3 DV & 76 – 138 V)	73 – 197 ¹
Notes: V = Veteran bed DV = Domestic Violence Bed					
¹ Total reflects 1 SH bed available for households without children					

Families With Children

Of the 4,119 homeless adults and children living together in families in Ohio, 2,341 were in emergency shelters, 1,610 were in transitional housing, and 168 were without shelter. Forty percent of the persons in households with children were living in the Ohio Balance of State CoC, 12 percent were living in the Cleveland/Cuyahoga County CoC, 11 percent were living in the Columbus/Franklin County CoC, 7 percent were living in the Toledo/Lucas County CoC and the Akron/Barberton/Summit County CoC, 6 percent were living in the Cincinnati/Hamilton County CoC and the Canton/Massillon/Alliance/Stark County CoC, 5 percent were living in the Dayton/Kettering/Montgomery County CoC, and 2 percent were living in the Youngstown/Mahoning County CoC.



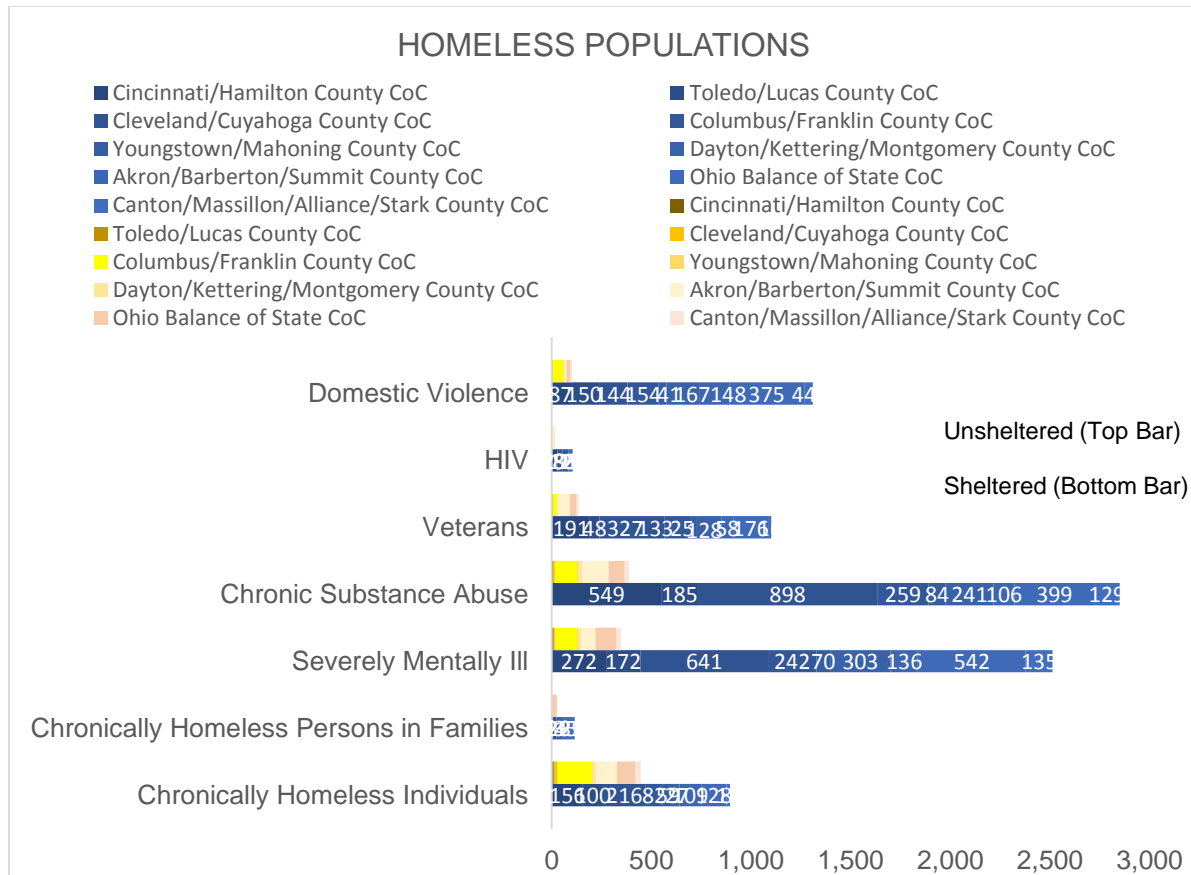
Although 168 adult and children were living together in families without shelter in Ohio, the Housing Inventory Count reports 589 to 1,308 beds were available and not all of these beds may have been in available units. When evaluating the number of beds needed in each CoC, a total of 0 to 7 additional beds are needed for adults and children in families.

HOMELESS CHILDREN, ADULTS, AND FAMILIES & NEEDED SHELTER BEDS – 2014

Continuum of Care	Adults and Children Without Shelter	Emergency Shelter Beds Available for Households With Children	Transitional Housing Beds Available for Households With Children	Permanent Supportive Housing Beds Available for Households With Children	Additional Beds Needed for Persons in Households With Children
Cincinnati/Hamilton County CoC	0	10 – 16 (0 – 6 DV)	14 (12 DV)	5 – 8	0
Toledo/Lucas County CoC	0	45 – 48	0 – 9 (0 – 2 DV)	45 – 131 (0 – 7 V)	0 ¹
Cleveland/Cuyahoga County CoC	0	16 – 20 (0 – 3 DV & 0 – 1 V)	0	73 – 83 (9 – 27 V)	0
Columbus/Franklin County CoC	0	0	0	0 – 73 (0 – 20 V)	0 ²
Youngstown/Mahoning County CoC	0	17 – 21 (17 DV)	11	10	0
Dayton/Kettering/Montgomery County CoC	0	0	13 – 24 (1 – 4 DV)	6	0
Akron/Barberton/Summit County CoC	19	4 – 8 (1 – 5 DV)	8	0 – 12 (0 – 3 V)	0 – 7
Ohio Balance of State CoC	145	174 – 437 (120 – 229 DV & 0 – 1 V)	100 – 210 (18 – 37 DV & 0 – 2 V)	26 – 128 (18 – 21 DV & 0 – 13 V)	0
Canton/Massillon/Alliance/Stark County CoC	4	10 – 29 (10 – 28 DV)	0	0	0
Ohio Total	168	276 – 579 (148 – 288 DV & 0 – 2 V)	146 – 276 (31 – 55 DV & 0 – 2 V)	165 – 451 (18 – 21 DV & 9 – 70 V)	0 – 7 ¹⁻²
Notes: V = Veteran bed DV = Domestic Violence Bed ¹ Total reflects 1 RRH bed (1 V) available for households with children ² Total reflects 1 DEM bed available for households with children					

Homeless Populations

In Ohio, 12 percent of the 11,823 persons homeless on a given night in January 2014 were chronically homeless. Also, 24 percent were characterized as severely mentally ill and 27 percent were characterized as having chronic substance abuse. Veterans comprised 10 percent of the homeless population, domestic violence survivors comprised 11 percent of the homeless population, and persons with HIV/AIDS comprised 1 percent of the homeless population.



Chronically Homeless Persons

Of the 11,823 homeless people in Ohio, 1,481 were chronically homeless. Thirty-one percent of the chronically homeless persons were without shelter: 446 individuals and 26 persons in families.

Thirty-nine percent of the chronically homeless individuals without shelter were in the Columbus/Franklin County CoC, 23 percent were in the Akron/Barberton/Summit County CoC, 20 percent were in the Ohio Balance of State CoC, 5 percent were in the Canton/Massillon/Alliance/Stark County CoC, 3 percent were in the Cincinnati/Hamilton County CoC and the Dayton/Kettering/Montgomery County CoC, and 1 percent were in the Toledo/Lucas County CoC and the Youngstown/Mahoning County CoC. The Housing Inventory Count reports between 777 and 1,183 rapid rehousing, transitional housing, permanent housing, and safe haven beds were available for households with children. When evaluating the number of beds needed in each CoC, a total of 48 and 71 more transitional housing, permanent housing, and rapid-rehousing beds may be needed for chronically homeless individuals.

Continuum of Care	Chronically Homeless Individuals Without Shelter	Transitional Housing Beds Available for Households Without Children	Permanent Supportive Housing Beds Available for Households Without Children	Additional Beds Needed for Chronically Homeless Individuals
Cincinnati/Hamilton County CoC	10	41 (22 V)	36 – 39	0
Toledo/Lucas County CoC	4	33 – 43 (0 – 2 DV & 0 – 20 V)	61 – 148 (2 – 9 V)	0 ¹
Cleveland/Cuyahoga County CoC	15	0	50 – 60 (42 – 60 V)	0
Columbus/Franklin County CoC	175	1	168 – 241 (26 – 46 V)	0 – 6
Youngstown/Mahoning County CoC	6	1 (1 V)	15	0
Dayton/Kettering/Montgomery County CoC	12	10 – 21 (1 – 4 DV & 3 V)	46 (0 – 1 V)	0
Akron/Barberton/Summit County CoC	106	6 (5 V)	60 – 72 (6 – 9 V)	28 – 40
Ohio Balance of State CoC	93	161 – 272 (2 – 21 DV & 56 – 58 V)	82 – 171 (0 – 3 DV & 0 – 13 V)	0
Canton/Massillon/Alliance/Stark County CoC	25	0	5	20 – 25
Ohio Total	446	253 – 385 (3 – 27 DV & 87 – 109 V)	523 – 797 (0 – 3 DV & 76 – 138 V)	48 – 71 ¹
Notes: V = Veteran bed DV = Domestic Violence Bed				
¹ Total reflects 1 SH bed available for households without children				

The 26 chronically homeless persons in families without shelter were in the Ohio Balance of State CoC. The Housing Inventory Count reports between 313 and 729 rapid rehousing, transitional housing, permanent housing, and safe haven beds were available for households with children. Therefore, there may have been enough transitional housing, permanent housing, and rapid-rehousing beds for chronically homeless persons in families.

Continuum of Care	Chronically Homeless Persons in Families Without Shelter	Transitional Housing Beds Available for Households With Children	Permanent Supportive Housing Beds Available for Households With Children	Additional Beds Needed for Chronically Homeless Persons in Families
Cincinnati/Hamilton County CoC	0	14 (12 DV)	5 – 8	0
Toledo/Lucas County CoC	0	0 – 9 (0 – 2 DV)	45 – 131 (0 – 7 V)	0 ¹
Cleveland/Cuyahoga County CoC	0	0	73 – 83 (9 – 27 V)	0
Columbus/Franklin County CoC	0	0	0 – 73 (0 – 20 V)	0 ²
Youngstown/Mahoning County CoC	0	11	10	0
Dayton/Kettering/Montgomery County CoC	0	13 – 24 (1 – 4 DV)	6	0
Akron/Barberton/Summit County CoC	0	8	0 – 12 (0 – 3 V)	0
Ohio Balance of State CoC	26	100 – 210 (18 – 37 DV & 0 – 2 V)	26 – 128 (18 – 21 DV & 0 – 13 V)	0
Canton/Massillon/Alliance/Stark County CoC	0	0	0	0
Ohio Total	26	146 – 276 (31 – 55 DV & 0 – 2 V)	165 – 451 (18 – 21 DV & 9 – 70 V)	0 ¹⁻²
Notes: V = Veteran bed DV = Domestic Violence Bed ¹ Total reflects 1 RRH bed (1 V) available for households with children ² Total reflects 1 DEM bed available for households with children				

Domestic Violence Survivors

Of the 11,823 homeless people in Ohio, 1,412 were escaping domestic violence. Seven percent of the domestic violence survivors (102 individuals) were without shelter.

Fifty-three percent of the domestic violence survivors without shelter were in the Columbus/Franklin County CoC, 20 percent were in the Ohio Balance of State CoC, 7 percent were in the Canton/Massillon/Alliance/Stark County CoC, 4 percent were in the Dayton/Kettering/Montgomery County CoC and the Akron/Barberton/Summit County CoC, 2 percent were in the Cincinnati/Hamilton County CoC and the Youngstown/Mahoning County CoC, and 1 percent were in the Toledo/Lucas County CoC and the Cleveland/Cuyahoga County CoC. The Housing Inventory Count reports between 19 and 172 domestic violence and rapid rehousing beds for households without children and between 199 and 366 domestic violence and rapid rehousing beds for households with children. Depending on the number of beds in available units, between 54 and 62 more beds may be needed for adults and children escaping domestic violence in Ohio. With only 19 to 72 of the beds available for adult individuals and no domestic violence beds available for adult individuals in 2 to 7 of the CoC areas, additional domestic violence beds may be needed.

Continuum of Care	Households Without Children				Households With Children			Additional Beds Needed for Domestic Violence Survivors
	DV Survivors w/o Shelter	ES Beds	TH Beds	PSH Beds	ES Beds	TH Beds	PSH Beds	
Cincinnati/Hamilton County CoC	3	0 – 6	0	0	0 – 6	12	0	0
Toledo/Lucas County CoC	1	0	0 – 2	0	0	0 – 2	0	0 ¹
Cleveland/Cuyahoga County CoC	1	0 – 3	0	0	0 – 3	0	0	0 – 1
Columbus/Franklin County CoC	55	0	0	0	0	0	0	54 ²
Youngstown/Mahoning County CoC	3	0	0	0	17	0	0	0
Dayton/Kettering/Montgomery County CoC	5	0	1 – 4	0	0	1 – 4	0	0 – 3
Akron/Barberton/Summit County CoC	5	0 – 4	0	0	1 – 5	0	0	0 – 4
Ohio Balance of State CoC	21	16 – 111	2 – 21	0 – 3	120 – 229	18 – 37	18 – 21	0
Canton/Massillon/Alliance/Stark County CoC	8	0 – 18	0	0	10 – 28	0	0	0
Ohio Total	102	16 – 142	3 – 27	0 – 3	148 – 288	31 – 55	18 – 21	54 – 62 ^{1,2}
Notes:								
¹ Total reflects 1 RRH bed (1 V) available for households with children								
² Total reflects 1 DEM bed available for households with children								

Conclusion

In Ohio, there were 11,823 homeless persons and 1,103 persons without shelter. There may have been enough beds for children living alone, but at least 68 to 71 additional beds are needed for young adults alone without shelter, 73 to 197 additional beds are needed for adult individuals without shelter, and 0 to 7 additional beds are needed for adults and children in families without shelter. There may be enough beds for chronically homeless persons in families, but at least 48 to 71 additional beds are needed for chronically homeless individuals and 54 to 62 additional domestic violence beds are needed. Additional shelters or beds are needed in 4 to 7 of Ohio's 9 CoCs.