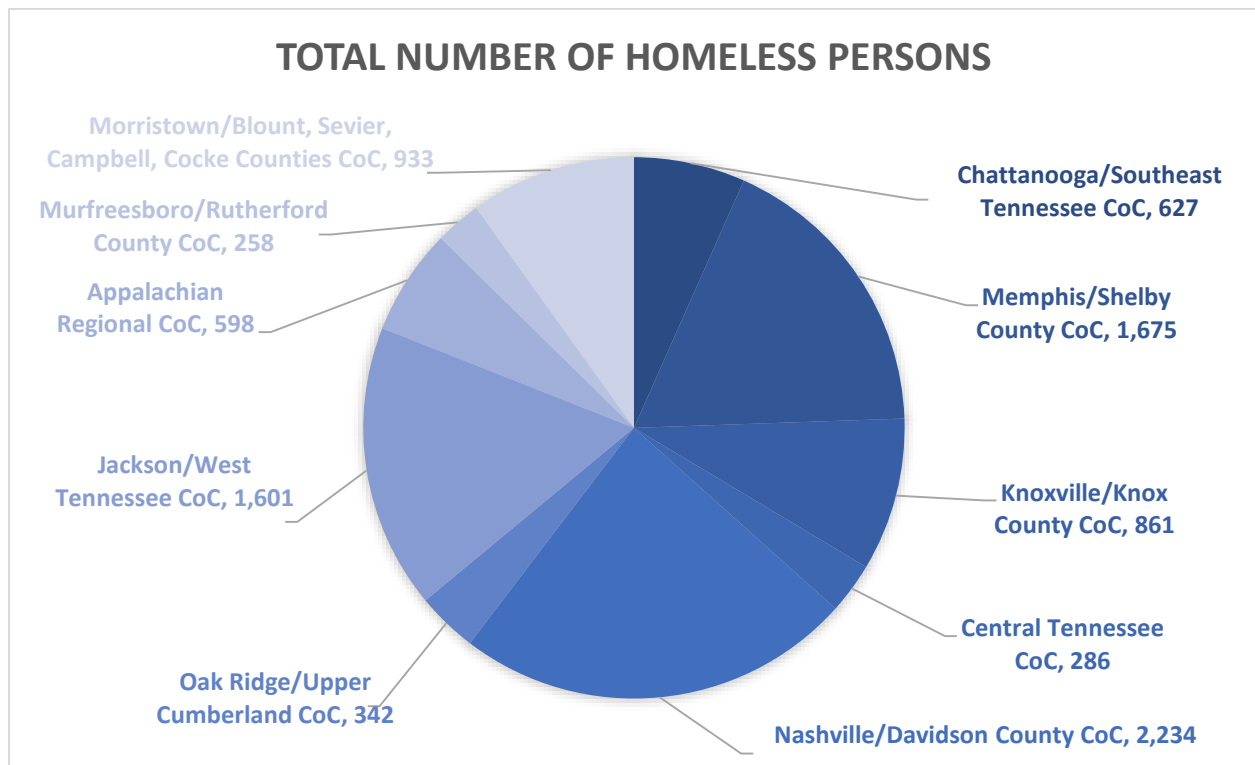


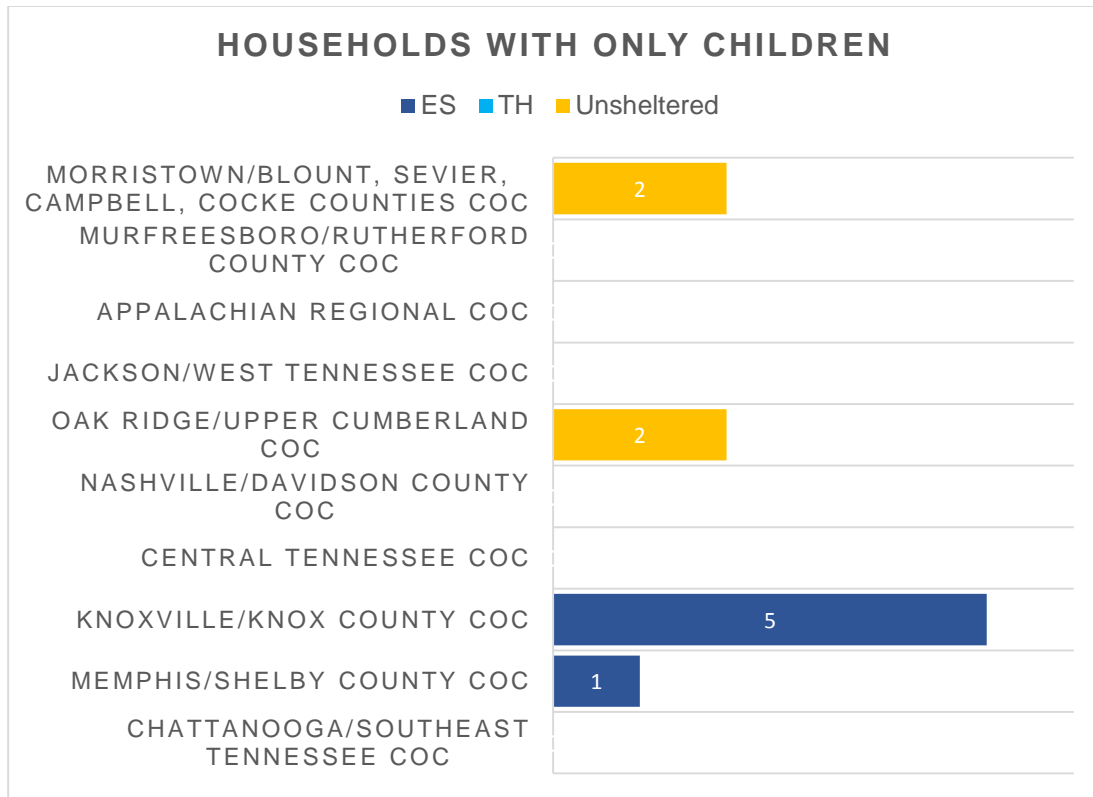
TENNESSEE

In Tennessee, there were 9,415 homeless persons on a given night in January 2014. As the figure shows, 77 percent of the total number were located in five of Tennessee's ten CoCs: 2,234 were in the Nashville/Davidson County CoC, 1,675 were in the Memphis/Shelby County CoC, 1,601 were in the Jackson/West Tennessee CoC, 933 were in the Morristown/Blount, Sevier, Campbell, Cocke Counties CoC, and 861 were in the Knoxville/Knox County CoC. There were 10 children alone, 2,615 persons in households with children, 571 young adults ages 18 to 24 alone, and 6,219 adults ages 24 and older alone. Thirty-two percent of the homeless persons in Tennessee were without shelter.



Children Alone

Of the 10 children alone, half were in the Knoxville/Knox County CoC. The five children in the Knoxville/Knox County CoC were in emergency shelters. The 1 child in the Memphis/Shelby County CoC was in an emergency shelter. The 2 children in the Oak Ridge/Upper Cumberland CoC were without shelter. The 2 children in the Morristown/Blount, Sevier, Campbell, Cocke Counties CoC were without shelter.



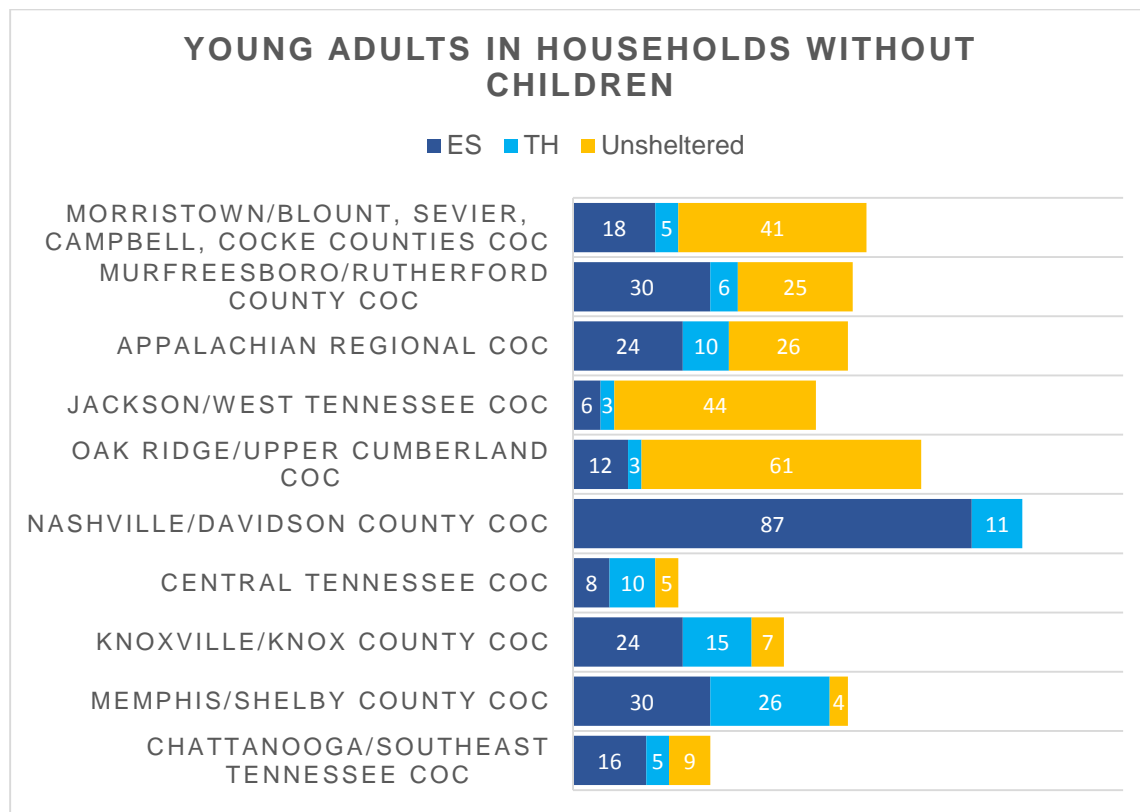
Four of the children alone in Tennessee were without shelter. The Housing Inventory Count reports 20 to 29 youth beds available for children alone. When evaluating the number of beds needed in each CoC, a total of 2 to 4 additional youth beds are needed for children living alone in Tennessee.

HOMELESS CHILDREN, ADULTS, AND FAMILIES & NEEDED SHELTER BEDS – 2014

Continuum of Care	Children Alone Without Shelter	Emergency Shelter Youth Beds Available for Children Alone	Transitional Housing Youth Beds Available for Children Alone	Permanent Supportive Housing Beds Available for Children Alone	Additional Beds Needed for Children Alone
Chattanooga/Southeast Tennessee CoC	0	0	0	0	0
Memphis/Shelby County CoC	0	7	0	0	0
Knoxville/Knox County CoC	0	7	0	0	0
Central Tennessee CoC	0	0	0	0	0
Nashville/Davidson County CoC	0	0 – 1	0	0	0
Oak Ridge/Upper Cumberland CoC	2	0 – 8	0	0	0 – 2
Jackson/West Tennessee CoC	0	0	0	0	0
Appalachian Regional CoC	0	6	0	0	0
Murfreesboro/Rutherford County CoC	0	0	0	0	0
Morristown/Blount, Sevier, Campbell, Cocke Counties CoC	2	0	0	0	2
Tennessee Total	4	20 – 29	0	0	2 – 4

Young Adults Alone

Of the 571 young adults living alone in Tennessee, 255 were in emergency shelters, 94 were in transitional housing, and 222 were without shelter. Seventy-three percent of the young adults were living in the six continuum of cares Nashville/Davidson County CoC (98 individuals), Oak Ridge/Upper Cumberland CoC (76 individuals), Morristown/Blount, Sevier, Campbell, Cocke Counties CoC (64 individuals), Murfreesboro/Rutherford County CoC (61 individuals), Memphis/Shelby County CoC (60 individuals), and Appalachian Regional CoC (60 individuals).



Thirty-eight percent of the young adults living alone in Tennessee were without shelter. Of the 222 young adults living alone without shelter, 88 percent were located in five CoCs: Oak Ridge/Upper Cumberland CoC (61 individuals), Jackson/West Tennessee CoC (44 individuals), Morristown/Blount, Sevier, Campbell, Cocke Counties CoC (41 individuals), Appalachian CoC (26 individuals), and Murfreesboro/Rutherford County CoC (25 individuals).

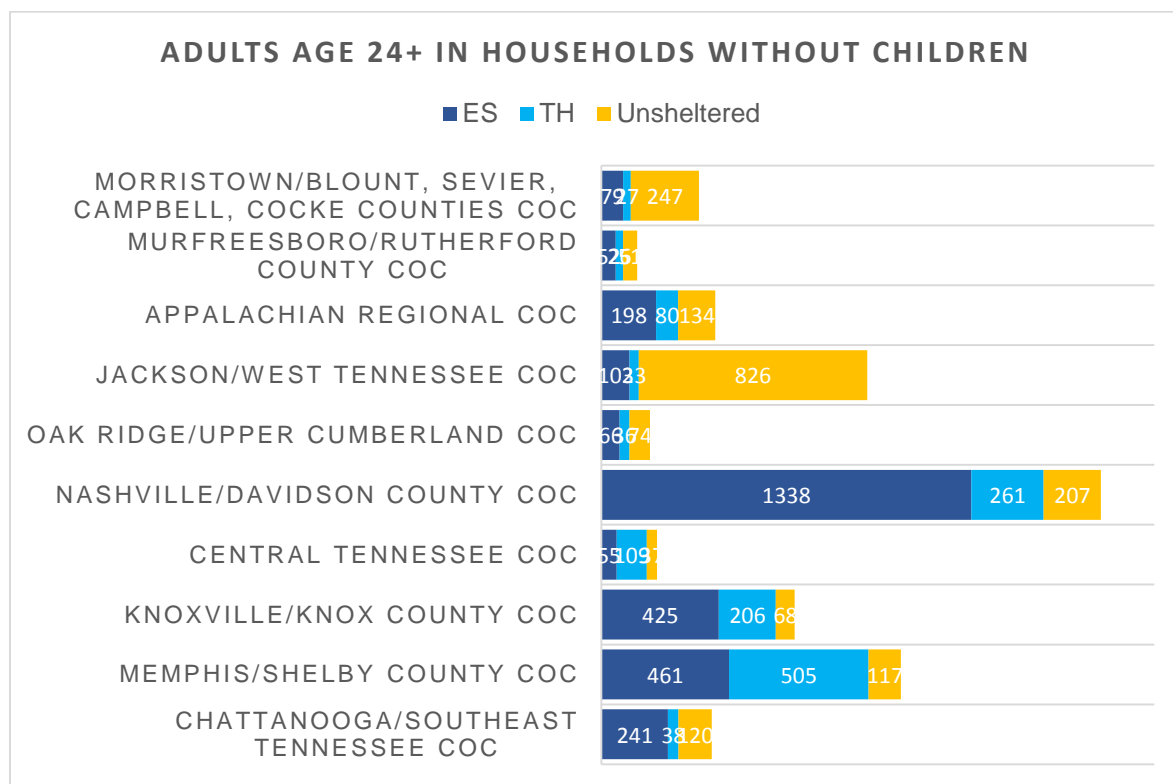
Although 222 young adults without shelter were in Tennessee, the Housing Inventory Count reports only 6 youth beds were available for young adults alone. When evaluating the number of beds needed in each CoC, a total of 216 additional beds are needed for young adults alone without shelter in Tennessee.

HOMELESS CHILDREN, ADULTS, AND FAMILIES & NEEDED SHELTER BEDS – 2014

Continuum of Care	Young Adults Alone Without Shelter	Emergency Shelter Beds Available for Young Adults Alone	Transitional Housing Beds Available for Young Adults Alone	Permanent Supportive Housing Beds Available for Young Adults Alone	Additional Beds Needed for Young Adults Alone
Chattanooga/Southeast Tennessee CoC	9	0	0	0	9
Memphis/Shelby County CoC	4	0	0	0	4
Knoxville/Knox County CoC	7	0	5	0	2
Central Tennessee CoC	5	0	0	0	5
Nashville/Davidson County CoC	0	0	0	0	0
Oak Ridge/Upper Cumberland CoC	61	0	0	0	61
Jackson/West Tennessee CoC	44	0	0	0	44
Appalachian Regional CoC	26	0	1	0	25
Murfreesboro/Rutherford County CoC	25	0	0	0	25
Morristown/Blount, Sevier, Campbell, Cocke Counties CoC	41	0	0	0	41
Tennessee Total	222	0	6	0	216

Adults Alone

Of the 6,219 adults age 24 and older living in households without children in Tennessee, 3,017 were in emergency shelters, 1,321 were in transitional housing, and 1,881 were without shelter. Seventy-nine percent of the adults age 24 and older were located in five CoCs: Nashville/Davidson County CoC (1,806 individuals), Memphis/Shelby County CoC (1,083 individuals), Jackson/West Tennessee CoC (961 individuals), Knoxville/Knox County CoC (699 individuals), and Appalachian Regional CoC (412 individuals).



Thirty percent of the adult individuals were without shelter. Of the 1,881 adult individuals living alone without shelter, 81 percent were located in five CoCs: Jackson/West Tennessee CoC (826 individuals), Morristown/Blount, Sevier, Campbell, Cocke Counties CoC (247 individuals), Nashville/Davidson County CoC (207 individuals), Appalachian Regional CoC (134 individuals), and Chattanooga/Southeast Tennessee CoC (120 individuals).

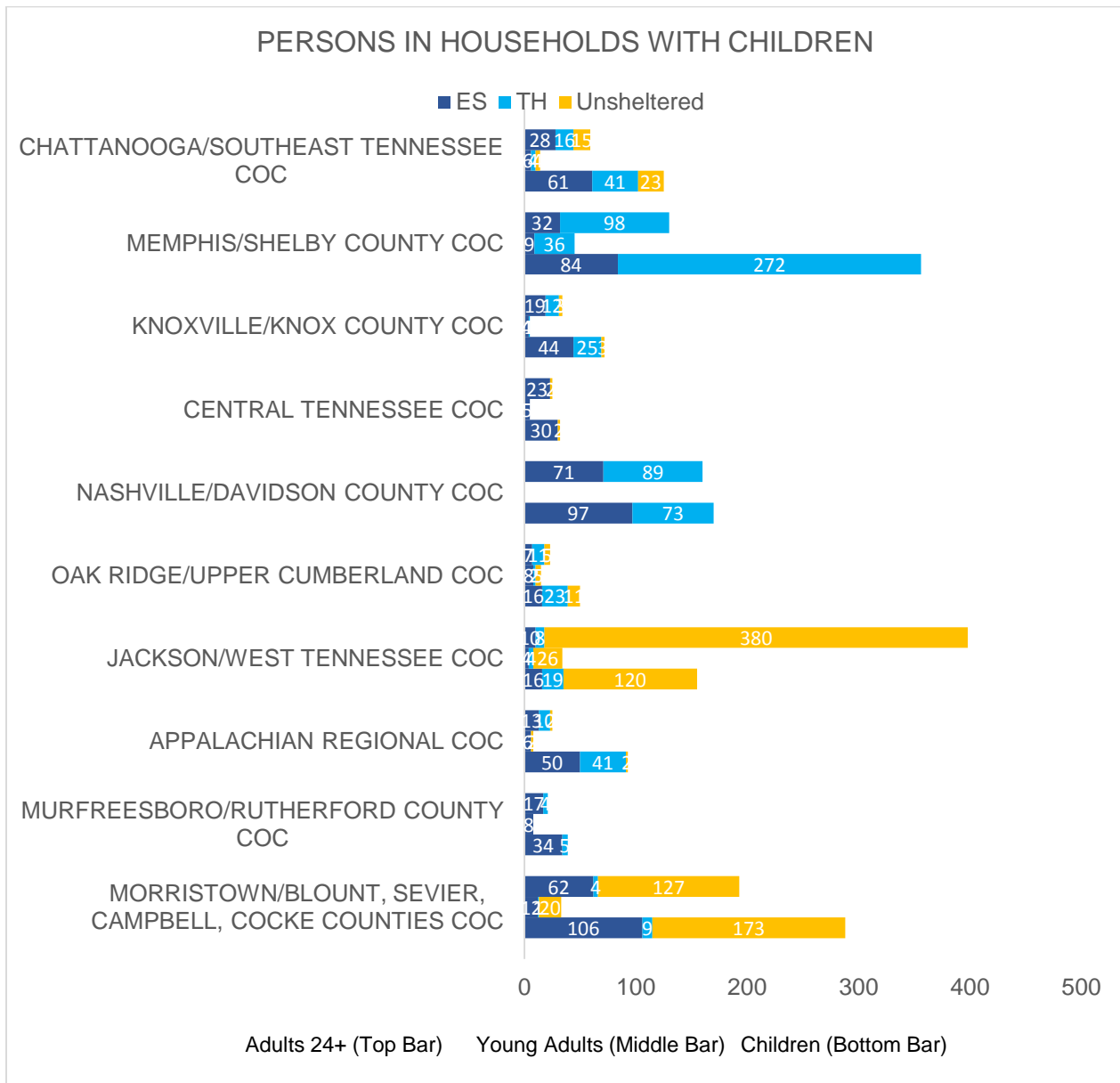
Although 1,881 adult individuals 24 and older were without shelter in Tennessee, the Housing Inventory Count reports only 1,098 to 1,738 beds were available. When evaluating the number of beds needed in each CoC, a total of 1,060 to 1,144 additional beds are needed for adult individuals 24 and older in Tennessee.

HOMELESS CHILDREN, ADULTS, AND FAMILIES & NEEDED SHELTER BEDS – 2014

Continuum of Care	Adult Individuals Without Shelter	Emergency Shelter Beds Available for Households Without Children	Transitional Housing Beds Available for Households Without Children	Permanent Supportive Housing Beds Available for Households Without Children	Additional Beds Needed for Adults 24+ Alone
Chattanooga/Southeast Tennessee CoC	120	24	2	0 – 22 (0 – 7 V)	72 – 94
Memphis/Shelby County CoC	117	47 – 70 (0 – 5 DV)	201 – 236 (2 – 10 DV & 20 V)	71 – 98 (5 V)	0
Knoxville/Knox County CoC	68	13	65 (10 V)	42 (23 V)	0
Central Tennessee CoC	37	36 – 84 (10 – 31 DV)	10 – 14 (4 – 8 DV & 5 V)	8 – 31 (0 – 5 V)	0
Nashville/Davidson County CoC	207	124 – 187	140 – 179 (0 – 5 DV & 5 V)	29 – 237 (4 – 119 V)	0 ¹
Oak Ridge/Upper Cumberland CoC	74	54 – 88 (9 – 19 DV)	9 – 18	0	0 – 11
Jackson/West Tennessee CoC	826	21	0	17 (10 V)	785 ²
Appalachian Regional CoC	134	79 – 88 (0 – 5 DV & 9 V)	12 (9 V)	30 – 61 (14 – 15 V)	0 – 13
Murfreesboro/Rutherford County CoC	51	0 – 26 (0 – 7 DV)	20 – 23 (0 – 3 DV)	1 – 29	0 – 30
Morristown/Blount, Sevier, Campbell, Cocke Counties CoC	247	10 – 18	26	0	203 – 211
Tennessee Total	1,881	408 – 619 (19 – 67 DV & 9 V)	485 – 575 (6 – 26 DV & 49 V)	198 – 537 (56 – 184 V)	1,060 – 1,144 ¹⁻²
Notes: V = Veteran bed DV = Domestic Violence Bed ¹ Total reflects 4 SH beds available for households without children ² Total reflects 3 SH beds available for households without children					

Families With Children

Of the 2,615 homeless adults and children living together in families in Tennessee, 882 were in emergency shelters, 808 were in transitional housing, and 925 were without shelter. Eighty-two percent of the persons in households with children were living in five continuum of cares: Jackson/West Tennessee CoC (587 adults and children), Memphis/Shelby County CoC (531 adults and children), Morristown/Blount, Sevier, Campbell, Cocke Counties CoC (514 adults and children), Nashville/Davidson County CoC (330 adults and children), and Chattanooga/Southeast Tennessee CoC (198 adults and children).



Although 925 adult and children were living together in families without shelter in Tennessee, the Housing Inventory Count reports 573 to 1,208 beds were

available and not all of these beds may have been in available units. When evaluating the number of beds needed in each CoC, a total of 638 to 657 additional beds are needed for adults and children in families.

Continuum of Care	Adults and Children Without Shelter	Emergency Shelter Beds Available for Households With Children	Transitional Housing Beds Available for Households With Children	Permanent Supportive Housing Beds Available for Households With Children	Additional Beds Needed for Persons in Households With Children
Chattanooga/Southeast Tennessee CoC	42	0	23 (14 DV)	8 – 49 (0 – 7 V)	0 – 11
Memphis/Shelby County CoC	0	19 – 42 (14 – 19 DV)	49 – 74 (0 – 8 DV)	3 – 18	0
Knoxville/Knox County CoC	6	1 (1 DV)	2	2	1
Central Tennessee CoC	4	20 – 68 (8 – 29 DV)	2 – 6 (2 – 6 DV)	6 – 29 (0 – 5 V)	0
Nashville/Davidson County CoC	0	39 – 102 (10 DV)	58 – 97 (4 – 9 DV)	3 – 207 (0 – 115 V)	0
Oak Ridge/Upper Cumberland CoC	21	23 – 57 (23 – 33 DV)	9 – 20	9	0
Jackson/West Tennessee CoC	526	56 (37 DV)	0	12	458
Appalachian Regional CoC	6	77 – 86 (37 – 42 DV)	5	7 – 38 (5 DV)	0
Murfreesboro/Rutherford County CoC	0	4 – 30 (4 – 11 DV)	0 – 3 (0 – 3 DV)	3 – 31	0
Morristown/Blount, Sevier, Campbell, Cocke Counties CoC	320	105 – 113 (83 DV)	28 (5 DV)	0	179 – 187
Tennessee Total	925	344 – 555 (217 – 265 DV)	176 – 258 (25 – 45 DV)	53 – 395 (5 DV & 0 – 127)	638 – 657

Homeless Populations

In Tennessee, 23 percent of the 9,415 persons homeless on a given night in January 2014 were chronically homeless. Also, 18 percent were characterized as severely mentally ill and 19 percent were characterized as having chronic substance abuse. Veterans comprised 12 percent of the homeless population, domestic violence survivors comprised 12 percent of the homeless population, and persons with HIV/AIDS comprised 2.5 percent of the homeless population.

Homeless Populations in Shelters							
CoC Name	Chronic Individuals	Chronic Persons in Families	SMI	Chronic Substance Abuse	Veterans	HIV	DV
Chattanooga/Southeast Tennessee CoC	89	15	103	94	54	11	96
Memphis/Shelby County CoC	76	0	288	487	269	63	78
Knoxville/Knox County CoC	108	9	167	127	125	1	110
Central Tennessee CoC	20	0	57	84	61	0	57
Nashville/Davidson County CoC	662	137	198	215	239	28	303
Oak Ridge/Upper Cumberland CoC	9	7	12	39	15	0	10
Jackson/West Tennessee CoC	33	12	60	102	12	5	11
Appalachian Regional CoC	104	13	191	129	125	17	155
Murfreesboro/Rutherford County CoC	32	0	22	20	13	0	28
Morristown/Blount, Sevier, Campbell, Cocke Counties CoC	36	2	36	30	7	64	23
Tennessee Total	1,169	195	1,134	1,327	920	189	871

HOMELESS CHILDREN, ADULTS, AND FAMILIES & NEEDED SHELTER BEDS – 2014

Homeless Populations Without Shelter							
CoC Name	Chronic Individuals	Chronic Persons in Families	SMI	Chronic Substance Abuse	Veterans	HIV	DV
Chattanooga/Southeast Tennessee CoC	62	2	61	52	14	0	65
Memphis/Shelby County CoC	73	0	27	15	12	5	4
Knoxville/Knox County CoC	32	0	28	26	10	0	22
Central Tennessee CoC	8	0	1	5	4	0	0
Nashville/Davidson County CoC	207	0	94	91	46	3	81
Oak Ridge/Upper Cumberland CoC	15	0	7	3	16	0	20
Jackson/West Tennessee CoC	143	72	230	263	76	20	33
Appalachian Regional CoC	62	0	44	35	23	9	46
Murfreesboro/Rutherford County CoC	46	0	27	30	8	0	0
Morristown/Blount, Sevier, Campbell, Cocke Counties CoC	87	22	54	15	13	10	6
Tennessee Total	735	96	573	535	222	47	277

Chronically Homeless Persons

Of the 9,415 homeless people in Tennessee, 2,195 were chronically homeless. Thirty-seven percent of the chronically homeless persons were without shelter: 735 individuals and 96 persons in families.

Sixty-nine percent of the chronically homeless individuals without shelter were in the four CoCs: Nashville/Davidson County CoC (207 individuals), Jackson/West Tennessee CoC (143 individuals), Morristown/Blount, Sevier, Campbell, Cocke Counties CoC (87 individuals), and Memphis/Shelby County CoC (73 individuals). The Housing Inventory Count reports between 690 and 1,119 rapid rehousing, transitional housing, permanent housing, and safe haven beds were available for households without children. When evaluating the number of beds needed in each CoC, a total of 222 to 329 more transitional housing, permanent housing, and rapid-rehousing beds may be needed for chronically homeless individuals.

Continuum of Care	Chronically Homeless Individuals Without Shelter	Transitional Housing Beds Available for Households Without Children	Permanent Supportive Housing Beds Available for Households Without Children	Additional Beds Needed for Chronically Homeless Individuals
Chattanooga/Southeast Tennessee CoC	62	2	0 – 22 (0 – 7 V)	38 – 60
Memphis/Shelby County CoC	73	201 – 236 (2 – 10 DV & 20 V)	71 – 98 (5 V)	0
Knoxville/Knox County CoC	32	65 (10 V)	42 (23 V)	0
Central Tennessee CoC	8	10 – 14 (4 – 8 DV & 5 V)	8 – 31 (0 – 5 V)	0
Nashville/Davidson County CoC	207	140 – 179 (0 – 5 DV & 5 V)	29 – 237 (4 – 119 V)	0 – 34 ¹
Oak Ridge/Upper Cumberland CoC	15	9 – 18	0	0 – 6
Jackson/West Tennessee CoC	143	0	17 (10 V)	123 ²
Appalachian Regional CoC	62	12 (9 V)	30 – 61 (14 – 15 V)	0 – 20
Murfreesboro/Rutherford County CoC	46	20 – 23 (0 – 3 DV)	1 – 29	0 – 25
Morristown/Blount, Sevier, Campbell, Cocke Counties CoC	87	26	0	61
Tennessee Total	735	485 – 575 (6 – 26 DV & 49 V)	198 – 537 (56 – 184 V)	222 – 329 ¹⁻²
Notes: V = Veteran bed DV = Domestic Violence Bed				
¹ Total reflects 4 SH beds available for households without children				
² Total reflects 3 SH beds available for households without children				

Of the 96 chronically homeless persons in families without shelter, 75 percent were in the Jackson/West Tennessee CoC (72 individuals), 22 percent were in the Morristown/Blount, Sevier, Campbell, Cocke Counties CoC (22 individuals), and 2 percent were in the Chattanooga/Southeast Tennessee CoC (2 individuals). The Housing Inventory Count reports between 229 and 653 rapid rehousing, transitional housing, permanent housing, and safe haven beds were available for households with children. When evaluating the number of beds needed in each CoC, a total of 60 additional transitional housing, permanent housing, and rapid-rehousing beds are needed for chronically homeless persons in families.

Continuum of Care	Chronically Homeless Persons in Families Without Shelter	Transitional Housing Beds Available for Households With Children	Permanent Supportive Housing Beds Available for Households With Children	Additional Beds Needed for Chronically Homeless Persons in Families
Chattanooga/Southeast Tennessee CoC	2	23 (14 DV)	8 – 49 (0 – 7 V)	0
Memphis/Shelby County CoC	0	49 – 74 (0 – 8 DV)	3 – 18	0
Knoxville/Knox County CoC	0	2	2	0
Central Tennessee CoC	0	2 – 6 (2 – 6 DV)	6 – 29 (0 – 5 V)	0
Nashville/Davidson County CoC	0	58 – 97 (4 – 9 DV)	3 – 207 (0 – 115 V)	0
Oak Ridge/Upper Cumberland CoC	0	9 – 20	9	0
Jackson/West Tennessee CoC	72	0	12	60
Appalachian Regional CoC	0	5	7 – 38 (5 DV)	0
Murfreesboro/Rutherford County CoC	0	0 – 3 (0 – 3 DV)	3 – 31	0
Morristown/Blount, Sevier, Campbell, Cocke Counties CoC	22	28 (5 DV)	0	0
Tennessee Total	96	176 – 258 (25 – 45 DV)	53 – 395 (5 DV & 0 – 127 V)	60
Notes: V = Veteran bed DV = Domestic Violence Bed				

Domestic Violence Survivors

Of the 9,415 homeless people in Tennessee, 1,148 were escaping domestic violence. Twenty-four percent of the domestic violence survivors (277 individuals) were without shelter.

Eighty-nine percent of the domestic violence survivors without shelter were in the five CoCs Nashville/Davidson County CoC (81 individuals), Chattanooga/Southeast Tennessee CoC (65 individuals), Appalachian Regional CoC (46 individuals), Oak Ridge/Upper Cumberland CoC (33 individuals), Knoxville/Knox County CoC (22 individuals). The Housing Inventory Count reports between 25 and 93 domestic violence and rapid rehousing beds for households without children and between 247 and 315 domestic violence and rapid rehousing beds for households with children. Depending on the number of beds in available units, at least 129 and 143 more beds may be needed for adults and children escaping domestic violence in Tennessee. With only 25 to 93 domestic violence beds available for households without children and no domestic violence beds available for adult individuals in four to seven CoC areas, additional domestic violence beds may be needed in these areas.

Continuum of Care	Households Without Children				Households With Children			Additional Beds Needed for Domestic Violence Survivors
	DV Survivors w/o Shelter	ES Beds	TH Beds	PSH Beds	ES Beds	TH Beds	PSH Beds	
Chattanooga/Southeast Tennessee CoC	65	0	0	0	0	14	0	51
Memphis/Shelby County CoC	4	0 – 5	2 – 10	0	14 – 19	0 – 8	0	0
Knoxville/Knox County CoC	22	0	0	0	1	0	0	21
Central Tennessee CoC	0	10 – 31	4 – 8	0	8 – 29	2 – 6	0	0
Nashville/Davidson County CoC	81	0	0 – 5	0	10	4 – 9	0	57 – 67
Oak Ridge/Upper Cumberland CoC	20	9 – 19	0	0	23 – 33	0	0	0
Jackson/West Tennessee CoC	33	0	0	0	37	0	0	0
Appalachian Regional CoC	46	0 – 5	0	0	37 – 42	0	5	0 – 4
Murfreesboro/Rutherford County CoC	0	0 – 7	0 – 3	0	4 – 11	0 – 3	0	0
Morristown/Blount, Sevier, Campbell, Cocke Counties CoC	6	0	0	0	83	5	0	0
Tennessee Total	277	19 – 67	6 – 26	0	217 – 265	25 – 45	5	129 – 143

Conclusion

In Tennessee, there were 9,415 homeless persons and 3,032 persons without shelter. At least 2 to 4 additional beds are needed for children living alone without shelter, 216 additional beds are needed for young adults alone without shelter, 1,060 to 1,144 additional beds are needed for adult individuals without shelter, and 638 to 657 additional beds are needed for adults and children in families without shelter. At least 222 to 329 additional beds are needed for chronically homeless individuals, 60 additional beds are needed for chronically homeless persons in families, and 129 to 143 additional domestic violence beds are needed. Additional shelters or beds are needed in all 10 Tennessee CoCs.