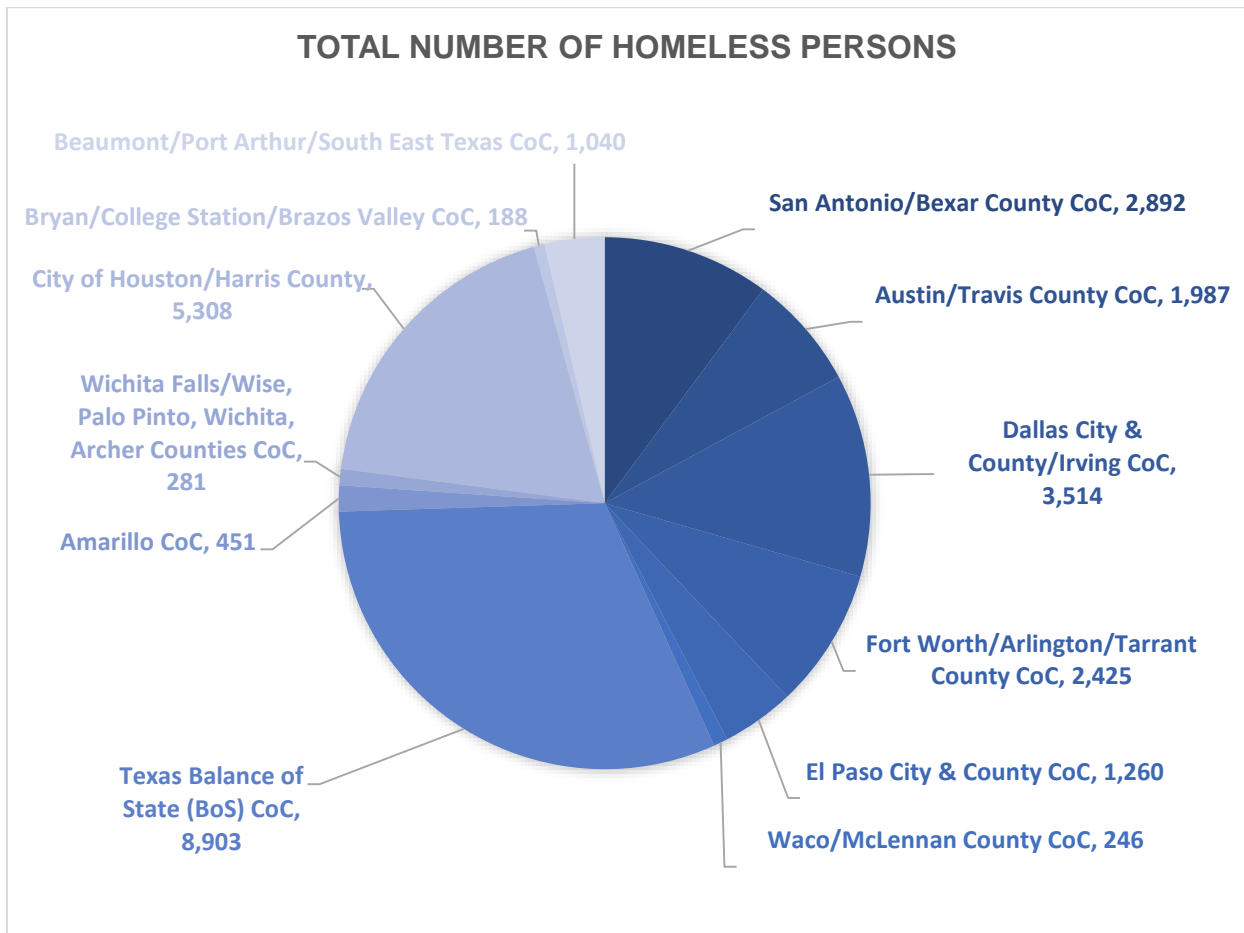


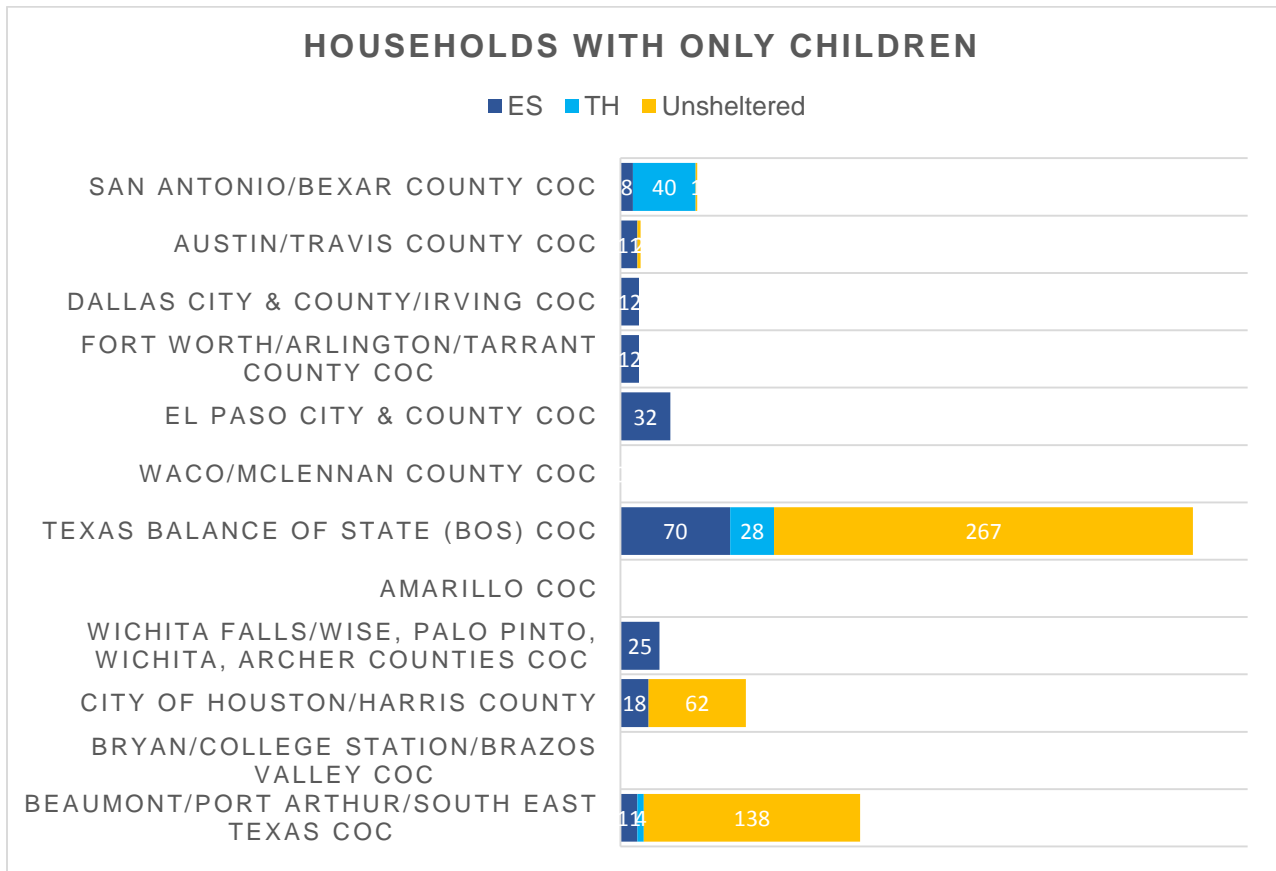
TEXAS

In Texas, there were 28,495 homeless persons on a given night in January 2014. As the figure shows, 80 percent of the total number were located in five of Texas’s twelve CoCs: 8,903 were in the Texas Balance of State CoC, 5,308 were in the City of Houston/Harris County, 3,514 were in the Dallas City & County/Irving CoC, 2,892 were in the San Antonio/Bexar County CoC, and 2,425 were in the Fort Worth/Arlington/Tarrant County CoC. There were 741 children alone, 9,318 persons in households with children, 1,598 young adults ages 18 to 24 alone, and 16,838 adults ages 24 and older alone. Thirty-six percent of the homeless persons in Texas were without shelter.



Children Alone

Of the 741 children alone, 49 percent were in the Texas Balance of State CoC. In the Texas Balance of State CoC, 70 children were in emergency shelters, 28 children were in transitional housing, and 267 children were without shelter. In the San Antonio/Bexar County CoC, 8 children were in emergency shelters, 40 children were without shelter, and 1 child was without shelter. In the City of Houston/Harris County, 18 children were in emergency shelters and 62 children were without shelter. In the Austin/Travis County CoC, 11 children were in emergency shelters and 2 children were without shelter. In the Beaumont/Port Arthur/South East Texas CoC, 11 children were in emergency shelters, 4 children were in transitional housing, and 138 children were without shelter. The children in the Dallas City & County/Irving CoC, Fort Worth/Arlington/Tarrant County CoC, El Paso City & County CoC, and Wichita Falls/Wise, Palo Pinto, Wichita, Archer Counties CoC were in emergency shelters.



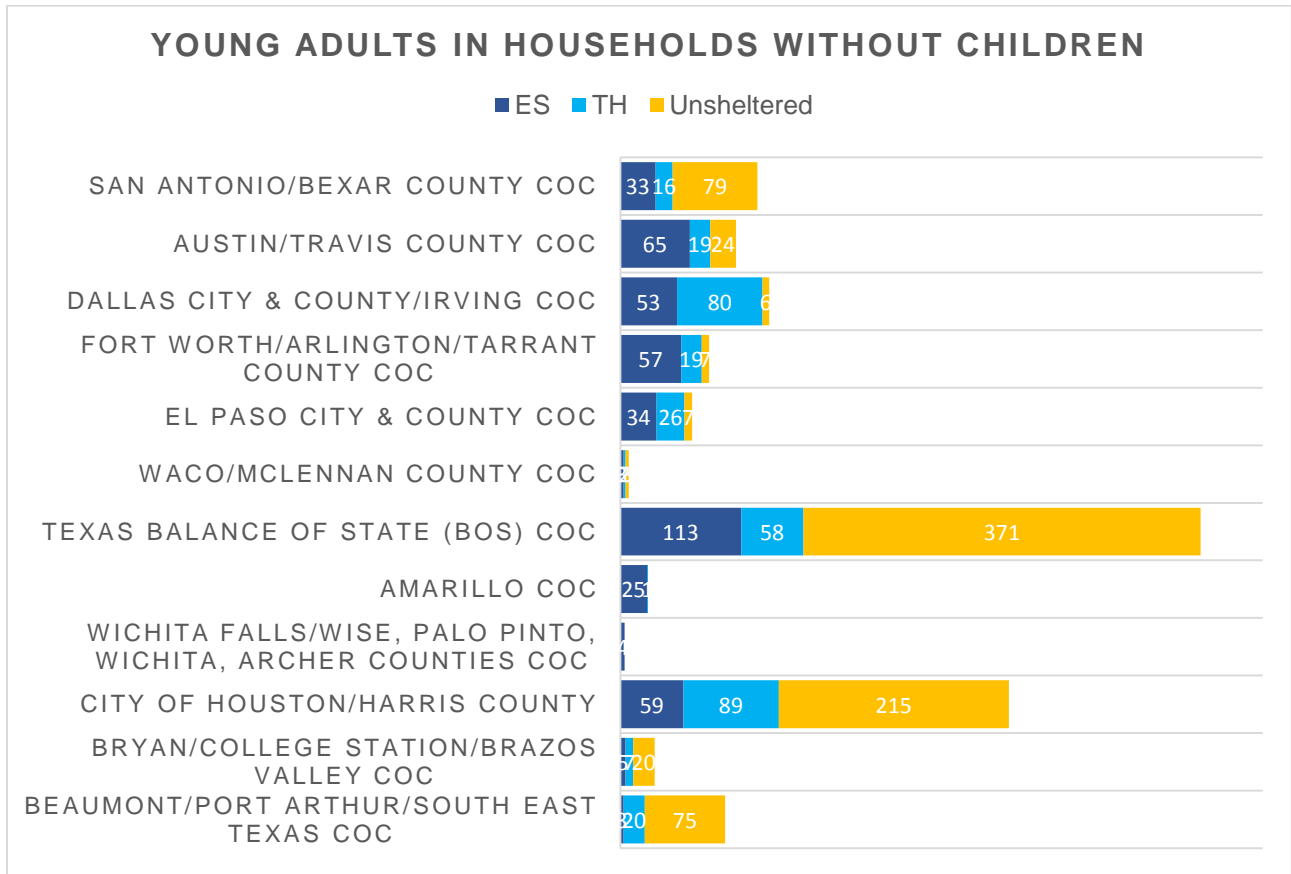
Eighteen percent of the children alone in Texas were without shelter. Although there were 470 children alone without shelter, the Housing Inventory Count reports 133 to 167 youth beds available for children alone. When evaluating the number of beds needed in each CoC, a total of 372 to 392 additional youth beds are needed for children living alone in Texas.

HOMELESS CHILDREN, ADULTS, AND FAMILIES & NEEDED SHELTER BEDS – 2014

Continuum of Care	Children Alone Without Shelter	Emergency Shelter Youth Beds Available for Children Alone	Transitional Housing Youth Beds Available for Children Alone	Permanent Supportive Housing Beds Available for Children Alone	Additional Beds Needed for Children Alone
San Antonio/Bexar County CoC	1	6	0 – 6	0	0
Austin/Travis County CoC	2	0 – 2	4 – 10	0	0
Dallas City & County/Irving CoC	0	12	25	0	0
Fort Worth/Arlington/Tarrant County CoC	0	4	0	0	0
El Paso City & County CoC	0	1	0	0	0
Waco/McLennan County CoC	0	0	0	0	0
Texas Balance of State CoC	267	49 – 58	15 – 26	0	183 – 203
Amarillo CoC	0	0	0	0	0
Wichita Falls/Wise, Palo Pinto, Wichita, Archer Counties CoC	0	6	0	0	0
City of Houston/Harris County	62	4	0	0	58
Bryan/College Station/Brazos Valley CoC	0	0	0	0	0
Beaumont/Port Arthur/South East Texas CoC	138	7	0	0	131
Texas Total	470	89 – 100	44 – 67	0	372 – 392

Young Adults Alone

Of the 1,598 young adults living alone in Texas, 454 were in emergency shelters, 337 were in transitional housing, and 807 were without shelter. Eighty percent of the young adults were living in the five continuum of cares Texas Balance of State CoC (542 individuals), City of Houston/Harris County (363 individuals), Dallas City & County/Irving County CoC (139 individuals), San Antonio/Bexar County CoC (128 individuals), and Austin/Travis County CoC (108 individuals).



Half of the young adults living alone in Texas were without shelter. Of the 807 young adults living alone without shelter, 94 percent were located in five CoCs: Texas Balance of State CoC (371 individuals), City of Houston/Harris County (215 individuals), San Antonio/Bexar County CoC (79 individuals), Beaumont/Port Arthur/South East Texas CoC (75 individuals), and Austin/Travis County CoC (24 individuals).

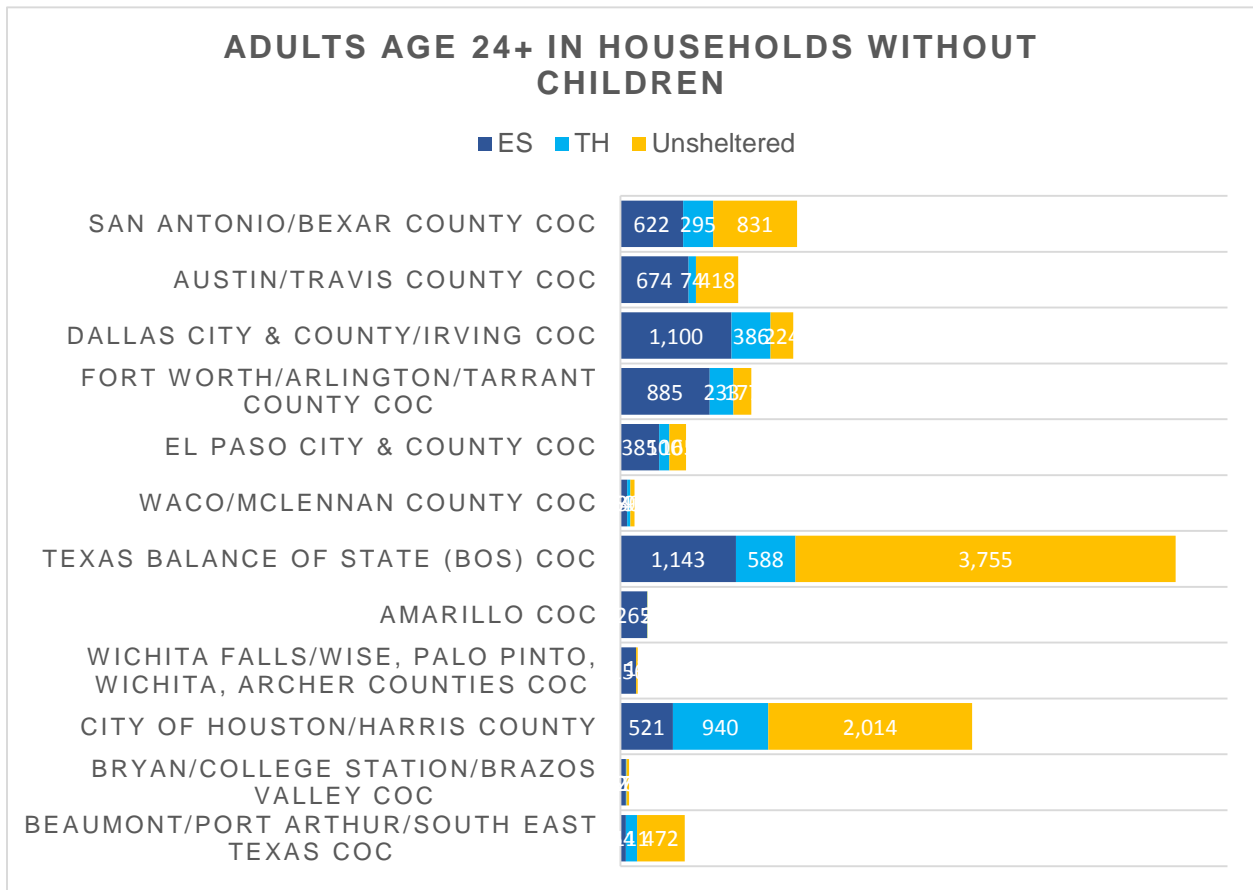
Although 807 young adults without shelter were in Texas, the Housing Inventory Count reports only 36 to 46 youth beds were available for young adults alone. When evaluating the number of beds needed in each CoC, a total of 753 to 765 additional beds are needed for young adults alone without shelter in Texas.

HOMELESS CHILDREN, ADULTS, AND FAMILIES & NEEDED SHELTER BEDS – 2014

Continuum of Care	Young Adults Alone Without Shelter	Emergency Shelter Beds Available for Young Adults Alone	Transitional Housing Beds Available for Young Adults Alone	Permanent Supportive Housing Beds Available for Young Adults Alone	Additional Beds Needed for Young Adults Alone
San Antonio/Bexar County CoC	79	0	0	0	79
Austin/Travis County CoC	24	0 – 2	0	0	22 – 24
Dallas City & County/Irving CoC	6	0	2	5	0
Fort Worth/Arlington/Tarrant County CoC	7	0	0	0	0 ¹
El Paso City & County CoC	7	0	5	0	2
Waco/McLennan County CoC	3	0	0	0	3
Texas Balance of State CoC	371	2	12 – 22	0	347 – 357
Amarillo CoC	0	0	0	0	0
Wichita Falls/Wise, Palo Pinto, Wichita, Archer Counties CoC	0	0	0	0	0
City of Houston/Harris County	215	0	10	0	205
Bryan/College Station/Brazos Valley CoC	20	0	0	0	20
Beaumont/Port Arthur/South East Texas CoC	75	0	0	0	75
Texas Total	807	2 – 4	29 – 39	5	753 – 765
Notes:					
¹ Total reflects 10 OPH youth beds available for households without children					

Adults Alone

Of the 16,838 adults age 24 and older living in households without children in Texas, 5,930 were in emergency shelters, 2,766 were in transitional housing, and 8,142 were without shelter. Eighty-one percent of the adults age 24 and older were located in five CoCs: Texas Balance of State CoC (5,486 individuals), City of Houston/Harris County (3,475 individuals), San Antonio/Bexar County CoC (1,748 individuals), Dallas City & County/Irving CoC (1,710 individuals), and Fort Worth/Arlington/Tarrant County CoC (1,295 individuals).



Forty-eight percent of the adult individuals were without shelter. Of the 8,142 adult individuals living alone without shelter, 91 percent were located in five CoCs: Texas Balance of State CoC (3,755 individuals), City of Houston/Harris County (2,014 individuals), San Antonio/Bexar County CoC (831 individuals), Beaumont/Port Arthur/South East Texas CoC (472 individuals), and Austin/Travis County CoC (418 individuals).

Although 8,142 adult individuals 24 and older were without shelter in Texas, the Housing Inventory Count reports only 2,109 to 4,037 beds were available. When evaluating the number of beds needed in each CoC, a total of 4,886 to 6,145 additional beds are needed for adult individuals 24 and older in Texas.

HOMELESS CHILDREN, ADULTS, AND FAMILIES & NEEDED SHELTER BEDS – 2014

Continuum of Care	Adult Individuals Without Shelter	Emergency Shelter Beds Available for Households Without Children	Transitional Housing Beds Available for Households Without Children	Permanent Supportive Housing Beds Available for Households Without Children	Additional Beds Needed for Adults 24+ Alone
San Antonio/Bexar County CoC	831	134 – 151 (0 – 15 DV)	86 – 115 (32 V)	35 – 76 (28 – 60 V)	296 – 575 ¹
Austin/Travis County CoC	418	100 – 118 (0 – 7 DV & 10 V)	5 (2 V)	7	239 – 257 ²
Dallas City & County/Irving CoC	224	79 – 226 (0 – 33 DV)	96 – 140 (0 – 16 DV & 30 V)	50 – 229 (15 – 173 V)	0 ³
Fort Worth/Arlington/Tarrant County CoC	177	65 – 88 (0 – 18 DV)	3 (1 V)	10	0 – 44 ⁴
El Paso City & County CoC	165	69 – 113 (2 V)	29	6 – 13 (3 V)	10 – 61
Waco/McLennan County CoC	41	44 – 51 (0 – 6 DV & 2 V)	16 – 22	0	0 ⁵
Texas Balance of State CoC	3,755	542 – 823 (59 – 339 DV & 6 V)	123 – 264 (1 – 23 DV)	24 – 69 (10 – 26 V)	2,599 – 3,066
Amarillo CoC	3	49 – 171	0	0 – 6	0
Wichita Falls/Wise, Palo Pinto, Wichita, Archer Counties CoC	17	48 – 92	0 – 8	0	0
City of Houston/Harris County	2,014	21 – 183 (0 – 15 DV)	209 – 343 (14 – 34 DV & 22 – 29 V)	32 – 69 (0 – 3 DV & 0 – 3 V)	1,407 – 1,740 ⁶
Bryan/College Station/Brazos Valley CoC	25	24 – 56 (10 – 28 DV)	12 – 32	0	0
Beaumont/Port Arthur/South East Texas CoC	472	57 – 97 (0 – 18 DV)	8 – 18 (0 – 2 DV)	5 – 22	335 – 402
Texas Total	8,142	1,232 – 2,169 (69 – 479 DV & 20 V)	587 – 979 (15 – 75 DV & 87 – 94 V)	169 – 501 (0 – 3 DV & 56 – 265 V)	4,886 – 6,145 ¹⁻⁶

Notes:

V = Veteran bed

DV = Domestic Violence Bed

¹ Total reflects 0 – 192 OPH beds & 1 SH bed available for households without children

² Total reflects 46 OPH beds & 3 SH beds available for households without children

³ Total reflects 1 SH bed available for households without children

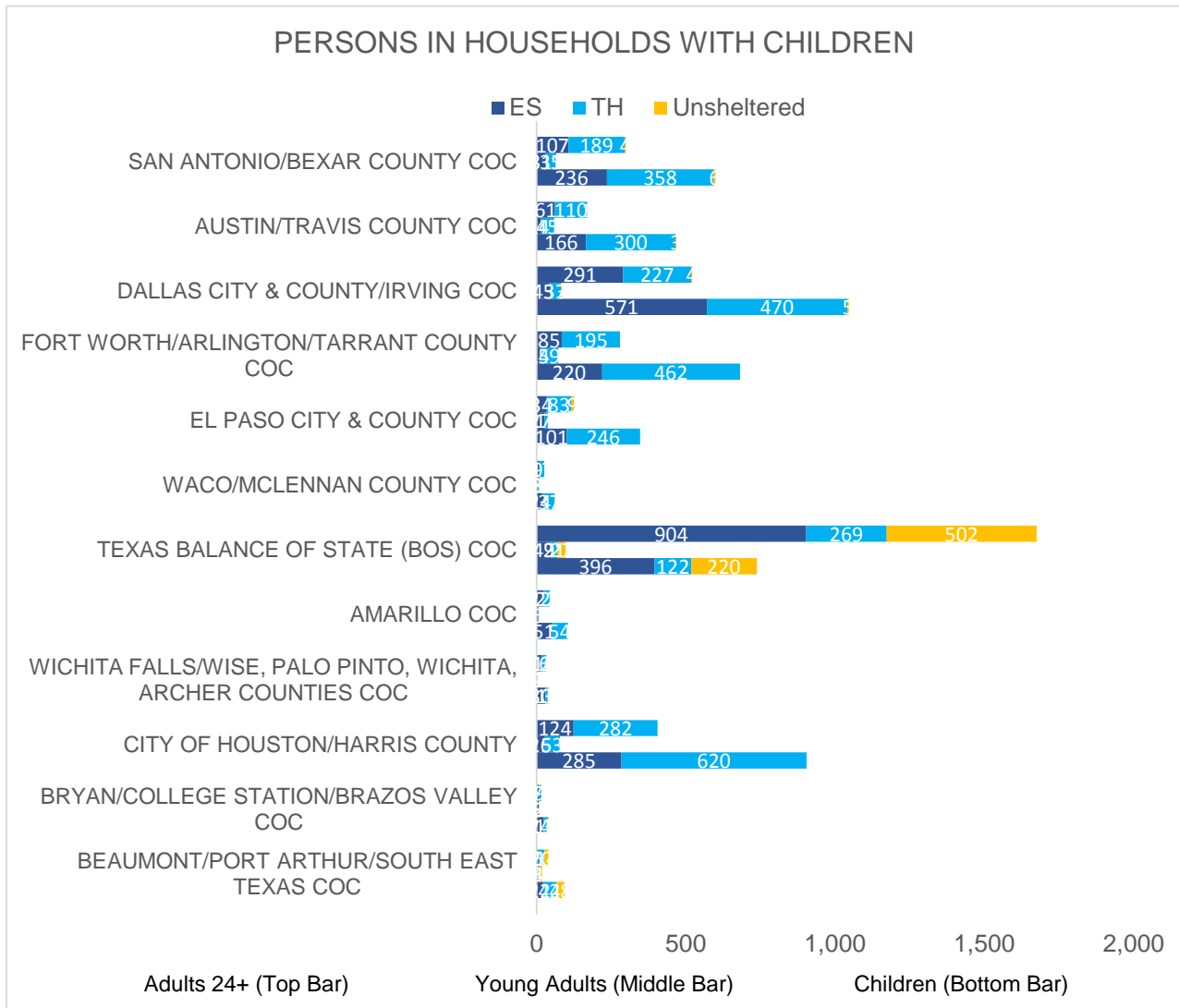
⁴ Total reflects 55 – 130 OPH beds available for households without children

⁵ Total reflects 3 SH beds available for households without children

⁶ Total reflects 12 SH beds available for households without children

Families With Children

Of the 9,318 homeless adults and children living together in families in Texas, 4,018 were in emergency shelters, 4,452 were in transitional housing, and 848 were without shelter. Eighty-one percent of the persons in households with children were living in five continuum of cares: Texas Balance of State CoC (2,510 adults and children), City of Houston/Harris County (1,390 adults and children), Dallas City & County/Irving CoC (1,653 adults and children), Forth Worth/Arlington/Tarrant County CoC (1,035 adults and children), and San Antonio/Bexar County CoC (967 adults and children).



Although 848 adult and children were living together in families without shelter in Texas, the Housing Inventory Count reports 2,644 to 4,876 beds were available and not all of these beds may have been in available units. Therefore, there may have been enough beds for adults and children in families.

HOMELESS CHILDREN, ADULTS, AND FAMILIES & NEEDED SHELTER BEDS – 2014

Continuum of Care	Adults and Children Without Shelter	Emergency Shelter Beds Available for Households With Children	Transitional Housing Beds Available for Households With Children	Permanent Supportive Housing Beds Available for Households With Children	Additional Beds Needed for Persons in Households With Children
San Antonio/Bexar County CoC	11	81 – 98 (8 – 23 DV)	139 – 168	59 – 100 (0 - 32 V)	0 ¹
Austin/Travis County CoC	4	13 – 31 (0 – 7 DV)	0	17	0 ²
Dallas City & County/Irving CoC	12	180 – 313 (51 – 84 DV)	198 – 252 (76 – 90 DV)	166 – 383 (0 – 153 V)	0
Fort Worth/Arlington/Tarrant County CoC	0	38 – 61	0	2	0 ³
El Paso City & County CoC	9	33 – 85	46	0 – 7	0
Waco/McLennan County CoC	0	0 – 7 (0 – 6 DV)	16 – 41	0	0
Texas Balance of State CoC	749	587 – 1,079 (355 – 636 DV)	329 – 470 (129 – 151 DV)	11 – 56 (0 – 15 V)	0
Amarillo CoC	0	24 – 141	0	26 – 32 (26 V)	0
Wichita Falls/Wise, Palo Pinto, Wichita, Archer Counties CoC	5	43 – 87 (43 DV)	0 – 8	0	0
City of Houston/Harris County	0	41 – 203 (21 – 37 DV)	212 – 346 (168 – 195 DV)	46 – 125 (34 – 37 DV & 0 - 3 V)	0
Bryan/College Station/Brazos Valley CoC	5	7 – 39 (0 – 18 DV)	0 – 20	0	0
Beaumont/Port Arthur/South East Texas CoC	53	52 – 92 (13 – 31 DV)	21 – 31 (15 – 17 DV)	0 – 12	0
Texas Total	848	1,099 – 2,236 (491 – 885 DV)	961 – 1,382 (388 – 453 DV)	327 – 734 (34 – 37 DV & 26 – 229 V)	0 ¹⁻³
<p>Notes: V = Veteran bed DV = Domestic Violence Bed</p> <p>¹ Total reflects 55 – 247 OPH beds available for households with children ² Total reflects 120 OPH beds available for households with children ³ Total reflects 79 RRH beds & 3 – 78 OPH beds available for households with children</p>					

Homeless Populations

In Texas, 19 percent of the 28,495 persons homeless on a given night in January 2014 were chronically homeless. Also, 25 percent were characterized as severely mentally ill and 24 percent were characterized as having chronic substance abuse. Veterans comprised 9 percent of the homeless population, domestic violence survivors comprised 22 percent of the homeless population, and persons with HIV/AIDS comprised 2.2 percent of the homeless population.

Homeless Populations in Shelters							
CoC Name	Chronic Individuals	Chronic Persons in Families	SMI	Chronic Substance Abuse	Veterans	HIV	DV
San Antonio/Bexar County CoC	319	92	373	351	219	11	305
Austin/Travis County CoC	169	35	256	151	127	6	305
Dallas City & County/Irving CoC	368	22	518	231	293	30	
Fort Worth/Arlington/Tarrant County CoC	224	53	391	143	217	8	547
El Paso City & County CoC	104	37	188	201	67	11	0
Waco/McLennan County CoC	13	0	40	31	19	1	86
Texas Balance of State CoC	423	69	1,451	1,442	225	186	1,956
Amarillo CoC	85	0	30	70	55	0	52
Wichita Falls/Wise, Palo Pinto, Wichita, Archer Counties CoC	53	12	42	60	4	2	4
City of Houston/Harris County	117	6	412	590	310	12	893
Bryan/College Station/Brazos Valley CoC	0	0	13	0	10	0	26
Beaumont/Port Arthur/South East Texas CoC	17	13	50	94	30	1	32
Texas Total	1,892	339	3,764	3,364	1,576	268	4,206
Notes: Dallas City & County/Irving County CoC did not report data on the number of domestic violence survivors with or without shelter.							

HOMELESS CHILDREN, ADULTS, AND FAMILIES & NEEDED SHELTER BEDS – 2014

Homeless Populations Without Shelter							
CoC Name	Chronic Individuals	Chronic Persons in Families	SMI	Chronic Substance Abuse	Veterans	HIV	DV
San Antonio/Bexar County CoC	201	2	211	173	44	5	32
Austin/Travis County CoC	180	0	100	48	49	7	111
Dallas City & County/Irving CoC	92	7	64	49	42	7	
Fort Worth/Arlington/Tarrant County CoC	54	0	58	34	35	7	23
El Paso City & County CoC	34	4	33	17	56	0	3
Waco/McLennan County CoC	19	0	3	4	12	0	3
Texas Balance of State CoC	1,685	99	1,983	1,971	550	255	1,337
Amarillo CoC	1	0	1	1	0	0	0
Wichita Falls/Wise, Palo Pinto, Wichita, Archer Counties CoC	10	0	5	5	0	0	0
City of Houston/Harris County	646	0	1,070	1,070	334	67	557
Bryan/College Station/Brazos Valley CoC	18	5	7	20	2	0	1
Beaumont/Port Arthur/South East Texas CoC	120	8	88	189	18	12	63
Texas Total	3,060	125	3,623	3,581	1,142	360	2,130
Notes: Dallas City & County/Irving County CoC did not report data on the number of domestic violence survivors with or without shelter.							

Chronically Homeless Persons

Of the 28,495 homeless people in Texas, 5,416 were chronically homeless. Fifty-eight percent of the chronically homeless persons were without shelter: 3,060 individuals and 125 persons in families.

Ninety-two percent of the chronically homeless individuals without shelter were in the five CoCs: Texas Balance of State CoC (1,685 individuals), City of Houston/Harris County (646 individuals), San Antonio/Bexar County CoC (201 individuals), Austin/Travis County CoC (180 individuals), and Beaumont/Port Arthur/South East Texas CoC (120 individuals). The Housing Inventory Count reports between 877 and 1,868 rapid rehousing, transitional housing, permanent housing, and safe haven beds were available for households without children. When evaluating the number of beds needed in each CoC, a total of 1,775 to 2,253 more transitional housing, permanent housing, and rapid-rehousing beds may be needed for chronically homeless individuals.

HOMELESS CHILDREN, ADULTS, AND FAMILIES & NEEDED SHELTER BEDS – 2014

Continuum of Care	Chronically Homeless Individuals Without Shelter	Transitional Housing Beds Available for Households Without Children	Permanent Supportive Housing Beds Available for Households Without Children	Additional Beds Needed for Chronically Homeless Individuals
San Antonio/Bexar County CoC	201	86 – 115 (32 V)	35 – 76 (28 – 60 V)	0 – 79 ¹
Austin/Travis County CoC	180	5 (2 V)	7	119 ²
Dallas City & County/Irving CoC	92	96 – 140 (0 – 16 DV & 30 V)	50 – 229 (15 – 173 V)	0 ³
Fort Worth/Arlington/Tarrant County CoC	54	3 (1 V)	10	0 ⁴
El Paso City & County CoC	34	29	6 – 13 (3 V)	0
Waco/McLennan County CoC	19	16 – 22	0	0 ⁵
Texas Balance of State CoC	1,685	123 – 264 (1 – 23 DV)	24 – 69 (10 – 26 V)	1,352 – 1,538
Amarillo CoC	1	0	0 – 6	0 – 1
Wichita Falls/Wise, Palo Pinto, Wichita, Archer Counties CoC	10	0 – 8	0	2 – 10
City of Houston/Harris County	646	209 – 343 (14 – 34 DV & 22 – 29 V)	32 – 69 (0 – 3 DV & 0 – 3 V)	222 – 393 ⁶
Bryan/College Station/Brazos Valley CoC	18	12 – 32	0	0 – 6
Beaumont/Port Arthur/South East Texas CoC	120	8 – 18 (0 – 2 DV)	5 – 22	80 – 107
Texas Total	3,060	587 – 979 (15 – 75 DV & 87 – 94 V)	169 – 501 (0 – 3 DV & 56 – 265 V)	1,775 – 2,253
Notes: V = Veteran bed DV = Domestic Violence Bed				
¹ Total reflects 0 – 192 OPH beds & 1 SH bed available for households without children				
² Total reflects 46 OPH beds & 3 SH beds available for households without children				
³ Total reflects 1 SH bed available for households without children				
⁴ Total reflects 55 – 130 OPH beds available for households without children				
⁵ Total reflects 3 SH beds available for households without children				
⁶ Total reflects 12 SH beds available for households without children				

The chronically homeless persons in families without shelter were in six CoC areas: Texas Balance of State CoC (99 individuals), Beaumont/Port Arthur/South East Texas CoC (8 individuals), Dallas City & County/Irving County CoC (7 individuals), Bryan/College Station/Brazos Valley CoC (5 individuals), El Paso City

HOMELESS CHILDREN, ADULTS, AND FAMILIES & NEEDED SHELTER BEDS – 2014

& County CoC (4 individuals), and San Antonio/Bexar County CoC (2 individuals). The Housing Inventory Count reports between 1,545 and 2,640 rapid rehousing, transitional housing, permanent housing, and safe haven beds were available for households with children. When evaluating the number of beds needed in each CoC, a total of 0 to 5 additional transitional housing, permanent housing, and rapid-rehousing beds are needed for chronically homeless persons in families.

Continuum of Care	Chronically Homeless Persons in Families Without Shelter	Transitional Housing Beds Available for Households With Children	Permanent Supportive Housing Beds Available for Households With Children	Additional Beds Needed for Chronically Homeless Persons in Families
San Antonio/Bexar County CoC	2	139 – 168	59 – 100 (0 – 32 V)	0 ¹
Austin/Travis County CoC	0	0	17	0 ²
Dallas City & County/Irving CoC	7	198 – 252 (76 – 90 DV)	166 – 383 (0 – 153 V)	0
Fort Worth/Arlington/Tarrant County CoC	0	0	2	0 ³
El Paso City & County CoC	4	46	0 – 7	0
Waco/McLennan County CoC	0	16 – 41	0	0
Texas Balance of State CoC	99	329 – 470 (129 – 151 DV)	11 – 56 (0 – 15 V)	0
Amarillo CoC	0	0	26 – 32 (26 V)	0
Wichita Falls/Wise, Palo Pinto, Wichita, Archer Counties CoC	0	0 – 8	0	0
City of Houston/Harris County	0	212 – 346 (168 – 195 DV)	46 – 125 (34 – 37 DV & 0 – 3 V)	0
Bryan/College Station/Brazos Valley CoC	5	0 – 20	0	0 – 5
Beaumont/Port Arthur/South East Texas CoC	8	21 – 31 (15 – 17 DV)	0 – 12	0
Texas Total	125	961 – 1,382 (388 – 453 DV)	327 – 734 (34 – 37 DV & 26 – 229 V)	0 – 5 ¹⁻³
Notes: V = Veteran bed DV = Domestic Violence Bed				
¹ Total reflects 55 – 247 OPH beds available for households with children				
² Total reflects 120 OPH beds available for households with children				
³ Total reflects 79 RRH beds & 3 – 78 OPH beds available for households with children				

Domestic Violence Survivors

Of the 28,495 homeless people in Texas, 6,336 were escaping domestic violence, excluding the Dallas City & County/Irving CoC, which did not report the number of domestic violence survivors with or without shelter. One-third of the domestic violence survivors (2,130 individuals) were without shelter, excluding the Dallas City & County/Irving CoC.

Ninety-eight percent of the domestic violence survivors without shelter were in the five CoCs: Texas Balance of State CoC (1,337 individuals), City of Houston/Harris County (557 individuals), Austin/Travis County CoC (111 individuals), Beaumont/Port Arthur/South East Texas CoC (63 individuals), and Forth Worth/Arlington/Tarrant County CoC (23 individuals). The Housing Inventory Count reports between 84 and 557 domestic violence and rapid rehousing beds for households without children and between 992 and 1,454 domestic violence and rapid rehousing beds for households with children. Depending on the number of beds in available units, at least 524 and 1,289 more beds may be needed for adults and children escaping domestic violence in Texas. With only 84 to 557 domestic violence beds available for households without children and no domestic violence beds available for adult individuals in three to nine CoC areas, additional domestic violence beds may be needed in these areas.

HOMELESS CHILDREN, ADULTS, AND FAMILIES & NEEDED SHELTER BEDS – 2014

Continuum of Care	Households Without Children				Households With Children			Additional Beds Needed for Domestic Violence Survivors
	DV Survivors w/o Shelter	ES Beds	TH Beds	PSH Beds	ES Beds	TH Beds	PSH Beds	
San Antonio/Bexar County CoC	32	0 – 15	0	0	8 – 23	0	0	0 – 24
Austin/Travis County CoC	111	0 – 7	0	0	0 – 7	0	0	97 – 111
Dallas City & County/Irving County CoC		0 – 33	0 – 16	0	51 – 84	76 – 90	0	
Fort Worth/Arlington/Tarrant County CoC	23	0 – 18	0	0	0	0	0	0 ¹
El Paso City & County CoC	3	0	0	0	0	0	0	3
Waco/McLennan County CoC	3	0 – 6	0	0	0 – 6	0	0	0 – 3
Texas Balance of State CoC	1,337	59 – 339	1 – 23	0	355 – 636	129 – 151	0	188 – 793
Amarillo CoC	0	0	0	0	0	0	0	0
Wichita Falls/Wise, Palo Pinto, Wichita, Archer Counties CoC	0	0	0	0	43	0	0	0
City of Houston/Harris County	557	0 – 15	14 – 34	0 – 3	21 – 37	168 – 195	34 – 37	236 – 320
Bryan/College Station/Brazos Valley CoC	1	10 – 28	0	0	0 – 18	0	0	0
Beaumont/Port Arthur/South East Texas CoC	63	0 – 18	0 – 2	0	13 – 31	15 – 17	0	0 – 35
Texas Total	2,130	69 – 479	15 – 75	0 – 3	491 – 885	388 – 453	34 – 37	524 – 1,289 ¹
Notes: Dallas City & County/Irving County CoC did not report data on the number of domestic violence survivors with or without shelter.								
¹ Total reflects 79 RRH beds available for households with children								

Conclusion

In Texas, there were 28,495 homeless persons and 10,267 persons without shelter. There may be enough beds for adults and children in families, but at least 372 to 392 additional beds are needed for children living alone without shelter, 753 to 765 additional beds are needed for young adults alone without shelter, and 4,886 to 6,145 additional beds are needed for adult individuals without shelter. At least 1,775 to 2,253 additional beds are needed for chronically homeless individuals, 0 to 5 additional beds are needed for chronically homeless persons in families, and 524 to 1,289 additional domestic violence beds are needed. Additional shelters or beds are needed in 9 to 12 of the 12 Texas CoCs.